

NSI N.V.

ISIN: NL0012365084

WKN: 974571

Overview

2024/06/21 21:50:08

Price

19.34 EUR

Difference  0.94% (0.18)

General attributes

ISIN NL0012365084

Symbol NSI

Exchange Berlin

Currency EUR

Sector Other

Security type Stock

Market cap (m) 389 EUR

Benchmark AMSTERDAM EXCHANGES INDEX

Market data

Bid (Bid size) -

Ask (Ask size) -

Open 19.18 EUR

High 19.38 EUR

Low 19.08 EUR

Close (prev. day) 19.16 EUR

VWAP -

Volume (pcs) 0

Trading volume 0.00

Number of trades 19

Last size 0

Futures and Options

Related Futures -

Related Options -

PDF Downloads

Company report: NSI N.V. 

5Y













Information about previous performance does not guarantee future performance.

Source: FactSet

Recent research

 on sector
 on market

Date		Headline	Download
2024/06/21		Global Equity Ratings	
2024/06/14		Global Equity Ratings	
2024/05/29		Global Equity Ratings	
2024/04/26		Global Equity Ratings	
2024/04/03		Global Equity Ratings	

Details

2024/06/21 21:50:08

Price

19.34 EUR

Difference ▲ 0.94% (0.18)

General attributes

ISIN	NL0012365084
Symbol	NSI
Exchange	Berlin
Currency	EUR
Sector	Other
Security type	Stock
Market cap (m)	389 EUR
Benchmark	AMSTERDAM EXCHANGES INDEX

Market data

Bid (Bid size)	-
Ask (Ask size)	-
Open	19.18 EUR
High	19.38 EUR
Low	19.08 EUR
Close (prev. day)	19.16 EUR
VWAP	-
Volume (pcs)	0
Trading volume	0.00
Number of trades	19
Last size	0

Performance and Risk

	6m	1Y	3Y
Perf (%)	+3.76%	-	-
Perf (abs.)	+0.70	-	-
Beta	0.46	0.61	0.51
Volatility	23.74	-	-

5Y



Information about previous performance does not guarantee future performance.
Source: FactSet

Price data

Ø price 5 days Ø volume 5 days (pcs.)	19.27 EUR (0)
Ø price 30 days Ø volume 30 days (pcs.)	19.56 EUR (0)
Ø price 100 days Ø volume 100 days (pcs.)	19.05 EUR (3)
Ø price 250 days Ø volume 250 days (pcs.)	- EUR (-)
YTD High date	20.15 EUR (2024/05/10)
YTD Low date	17.04 EUR (2024/04/25)
52 Weeks High date	- EUR (-)
52 Weeks Low date	- EUR (-)

All listings for NSI N.V.

Exchange ⊕	Date	Time	Price	Trading volume (mio.)	Number of trades
Tradegate	2024/06/21	22:02	19.36 EUR	0.00	1
Stuttgart	2024/06/21	15:28	19.22 EUR	0.00	10
Munich	2024/06/21	08:09	19.18 EUR	0.00	1
London Stock Exchange European Trade Reporting	2024/06/21	17:30	19.26 EUR	0.00	2
Frankfurt	2024/	15:29	19.14 EUR	0.00	4

	06/21						
FINRA other OTC Issues	2023/ 12/02	02:10	23.40 USD	0.00		1	
Euronext Amsterdam	2024/ 06/21	17:35	19.32 EUR	0.45		293	
Duesseldorf	2024/ 06/21	08:11	19.06 EUR	0.00		3	
Berlin	2024/ 06/21	21:50	19.34 EUR	0.00		19	

Company profile

Company Logo



Contact Details

NSI NV

--

Hoogoorddreef 62 - 1101 BE Amsterdam

Telefon: +31-20-763-03-00

Fax: +

E-mail: info@nsi.nl

PDF Downloads

Company report: NSI N.V.



Company Profile

NSI NV is a commercial property investor, which engages in the management of offices. It operates through the following segments: Amsterdam, Other G4, and Other Netherlands. The company was founded in 1992 and is headquartered in Amsterdam, the Netherlands.

Members of Management Board

Bernd Stahli	Chairman of Managing Board
--------------	----------------------------

Alianne de Jong	Member of Executive Committee
-----------------	-------------------------------

Board of directors

Adriaan de Geus	Chairman of Supervisory Board
-----------------	-------------------------------

G. Margreet Haandrikman	Member of Supervisory Board
-------------------------	-----------------------------

Jan-Willem Dockheer	Member of Supervisory Board
---------------------	-----------------------------

Karin M. Koks-van der Sluijs	Member of Supervisory Board
------------------------------	-----------------------------

Marlies Janßen	Member of Supervisory Board
----------------	-----------------------------