


# CHINESE RENMINBI FUTURE (RMB) - CMG/202501

2024/07/16 21:12:51

**Price**  
0.1403 USD

**Difference**  -0.09% (-0.00)

**General attributes**

**Symbol** RMBF25

**Exchange** Chicago Mercantile Exchange - Globex

**Currency** USD

**Security type** Future

**Underlying** CHINESE YUAN RENMINBI / US DOLLAR (CNY/USD)

**Maturity** 01-2025

**Contract size** 1,000,000

**Market data**

**Bid (Bid size)** - USD (-)

**Ask (Ask size)** - USD (-)

**Open** 0.1403 USD

**High** 0.1403 USD

**Low** 0.1403 USD

**Close (prev. day)** 0.1405 USD

**Underlying** CHINESE YUAN RENMINBI / US DOLLAR (CNY/USD)

**Underlying price (date)** 0.1377 (24/07/17)

**Settlement price (date)** 0.14 (24/07/16)

**Open Interest** -

**Performance and Risk**

	6m	1Y	3Y
Perf (%)	-1.37%	-	-
Perf (abs.)	+0.00	-	-
Beta	-	-	-
Volatility	2.56	-	-

**Futures and Options**

**Related Futures** -

**Related Options** 40



Information about previous performance does not guarantee future performance.  
Source: FactSet

**Price data**

Ø price 5 days | Ø volume 5 days (pcs.) 0.1404 USD (0)

Ø price 30 days | Ø volume 30 days (pcs.) 0.1407 USD (0)

Ø price 100 days | Ø volume 100 days (pcs.) 0.1414 USD (0)

Ø price 250 days | Ø volume 250 days (pcs.) - USD (-)

**YTD High | date** 0.1434 USD (2024/01/02)










**YTD Low | date** 0.1401 USD (2024/07/03)

**52 Weeks High | date** - USD (-)

**52 Weeks Low | date** - USD (-)

**Recent Research**

on market

Date	Headline	Download
2024/07/17	 Ranní restart	
2024/07/16	 Ranní restart: bydlení v ČR, násilí a kabely	
2024/07/15	 Ranní restart: atentát, sjezd a polarizace	
2024/07/15	 Data mix in the week to come	
2024/07/12	 Ranní restart	