

CLEANSPARK INC COM USD0.001(PST REV SPLIT)

ISIN: **US18452B2097** WKN: **18452B209**

Overview

2024/08/16 19:30:25

Price
10.535 EURDifference  -0.33% (-0.04)

General attributes

| | |
|----------------|--------------|
| ISIN | US18452B2097 |
| Symbol | CLSK |
| Exchange | Duesseldorf |
| Currency | EUR |
| Sector | - |
| Security type | Stock |
| Market cap (m) | 2,677 EUR |
| Benchmark | S&P 500 |

Market data

| | |
|-------------------|------------|
| Bid (Bid size) | - |
| Ask (Ask size) | - |
| Open | 10.49 EUR |
| High | 10.55 EUR |
| Low | 10.435 EUR |
| Close (prev. day) | 10.57 EUR |
| VWAP | - |
| Volume (pcs) | 0 |
| Trading volume | 0.00 |
| Number of trades | 6 |
| Last size | 0 |

Futures and Options









| | |
|-----------------|---|
| Related Futures | - |
| Related Options | - |

5Y



Information about previous performance does not guarantee future performance.
Source: FactSet

Recent research

| on market | | | |
|------------|---|-------------------------|---|
| Date | | Headline | Download |
| 2024/08/12 |  | Global Equity Ratings |  |
| 2024/07/24 |  | Global Equity Ratings |  |
| 2024/07/12 |  | Global Equity Ratings |  |
| 2024/07/03 |  | Global Strategy 3Q 2024 |  |
| 2024/06/21 |  | Global Equity Ratings |  |

Details

2024/08/16 19:30:25

Price
10.535 EUR

Difference ▼ -0.33% (-0.04)

General attributes

ISIN US18452B2097
Symbol CLSK
Exchange Duesseldorf
Currency EUR
Sector -
Security type Stock
Market cap (m) 2,677 EUR
Benchmark S&P 500

Market data

Bid (Bid size) -
Ask (Ask size) -
Open 10.49 EUR
High 10.55 EUR
Low 10.435 EUR
Close (prev. day) 10.57 EUR
VWAP -
Volume (pcs) 0
Trading volume 0.00
Number of trades 6
Last size 0

Performance and Risk

| | 6m | 1Y | 3Y |
|--------------------|---------|------|------|
| Perf (%) | -34.57% | - | - |
| Perf (abs.) | -5.57 | - | - |
| Beta | 3.40 | 3.49 | 2.91 |
| Volatility | 109.72 | - | - |

5Y



Information about previous performance does not guarantee future performance.
 Source: FactSet

Price data

Ø price 5 days | Ø volume 5 days (pcs.) 10.262 EUR (20)
Ø price 30 days | Ø volume 30 days (pcs.) 13.702 EUR (34)
Ø price 100 days | Ø volume 100 days (pcs.) 15.175 EUR (40)
Ø price 250 days | Ø volume 250 days (pcs.) - EUR (-)
YTD High | date 21.800 EUR (2024/03/25)
YTD Low | date 6.100 EUR (2024/01/19)
52 Weeks High | date - EUR (-)
52 Weeks Low | date - EUR (-)

Arbitrage views

| Exchange | Date | Time | Price | Trading volume (mio.) | Number of trades |
|-----------|------------|-------|------------|-----------------------|------------------|
| Tradegate | 2024/08/16 | 22:26 | 10.755 EUR | 0.70 | 54 |
| Stuttgart | 2024/08/16 | 21:30 | 10.84 EUR | 0.01 | 5 |
| Nasdaq | 2024/08/16 | 22:00 | 11.84 USD | 253.96 | 82,791 |
| Munich | 2024/08/16 | 08:08 | 10.505 EUR | 0.00 | 2 |
| Frankfurt | 2024/08/16 | 15:29 | 10.115 EUR | 0.00 | 5 |

| | | | | | | | |
|-------------|----------------|-------|--------|-----|------|--|----|
| | 16 | | | | | | |
| Duesseldorf | 2024/08/ 16 | 19:30 | 10.535 | EUR | 0.00 | | 6 |
| Berlin | 2024/08/ 16 | 20:08 | 10.59 | EUR | 0.00 | | 13 |

Company profile

Company Logo

Company Profile

Contact Details

CLEANSARK INC

--

Telefon: -

Fax: -

E-mail: -