

AVENUE THERAPEUTICS INC.

ISIN: **US05360L4032** WKN: **05360L403**

Overview

2024/07/17 08:01:42

5Y

Price

3.26 EUR

Difference  2.52% (0.08)

General attributes

ISIN	US05360L4032
Symbol	ATXI
Exchange	Munich
Currency	EUR
Sector	Chemical / Pharmaceutical / Health
Security type	Stock
Market cap (m)	3 EUR
Benchmark	S&P 500

Market data

Bid (Bid size)	-
Ask (Ask size)	-
Open	3.26 EUR
High	3.26 EUR
Low	3.26 EUR
Close (prev. day)	3.18 EUR
VWAP	3.545 EUR
Volume (pcs)	0
Trading volume	0.00
Number of trades	2
Last size	0









Futures and Options

Related Futures	-
Related Options	-



Information about previous performance does not guarantee future performance.
Source: FactSet

Recent research

on sector		on market	
Date		Headline	Download
2024/07/12		Global Equity Ratings	
2024/06/21		Global Equity Ratings	
2024/06/14		Global Equity Ratings	
2024/05/29		Global Equity Ratings	
2024/04/26		Global Equity Ratings	

Details

2024/07/17 08:01:42

Price

3.26 EUR

Difference ▲ 2.52% (0.08)

General attributes

ISIN	US05360L4032
Symbol	ATXI
Exchange	Munich
Currency	EUR
Sector	Chemical / Pharmaceutical / Health
Security type	Stock
Market cap (m)	3 EUR
Benchmark	S&P 500

Market data

Bid (Bid size)	-
Ask (Ask size)	-
Open	3.26 EUR
High	3.26 EUR
Low	3.26 EUR
Close (prev. day)	3.18 EUR
VWAP	3.545 EUR
Volume (pcs)	0
Trading volume	0.00
Number of trades	2
Last size	0

Performance and Risk

	6m	1Y	3Y
Perf (%)	-74.35%	-	-
Perf (abs.)	-9.22	-	-
Beta	-0.59	-0.44	0.89
Volatility	77.01	-	-

5Y



Information about previous performance does not guarantee future performance.
Source: FactSet

Price data

Ø price 5 days Ø volume 5 days (pcs.)	3.16 EUR (0)
Ø price 30 days Ø volume 30 days (pcs.)	3.26 EUR (0)
Ø price 100 days Ø volume 100 days (pcs.)	6.50 EUR (8)
Ø price 250 days Ø volume 250 days (pcs.)	- EUR (-)
YTD High date	22.37 EUR (2024/01/04)
YTD Low date	3.12 EUR (2024/07/08)
52 Weeks High date	- EUR (-)
52 Weeks Low date	- EUR (-)

Arbitrage views

Exchange	Date	Time	Price	Trading volume (mio.)	Number of trades
Tradegate	2024/07/17	22:26	3.26 EUR	0.00	1
Stuttgart	2024/07/17	21:58	3.20 EUR	0.00	7
Nasdaq	2024/07/17	22:30	3.5316 USD	0.04	131
Munich	2024/07/17	08:01	3.26 EUR	0.00	2
Frankfurt	2024/07/17	08:12	3.26 EUR	0.00	2

	17					
Duesseldorf	2024/04/ 25	08:12	0.0836 EUR	0.00		1
Berlin	2024/07/ 17	20:08	3.20 EUR	0.00		13

Company profile

Company Logo



Company Profile

-

Contact Details

AVENUE THERAPEUTICS

--

Telefon: -

Fax: -

E-mail: -