

STANTEC INC.

ISIN: CA85472N1096

WKN: 85472N109

Overview

2024/07/26 08:02:41

Price

79.50 EUR

Difference  0.00% (0.00)

General attributes

ISIN CA85472N1096

Symbol STN

Exchange Munich

Currency EUR

Sector Chemical / Pharmaceutical / Health

Security type Stock

Market cap (m) 9,050 EUR

Benchmark S&P/TSX 60 INDEX

Market data

Bid (Bid size) -

Ask (Ask size) -

Open 79.50 EUR

High 79.50 EUR

Low 79.50 EUR

Close (prev. day) 79.50 EUR

VWAP 77.55752 EUR

Volume (pcs) 0

Trading volume 0.00

Number of trades 1

Last size 0

Futures and Options

Related Futures -

Related Options -

5Y













Information about previous performance does not guarantee future performance.

Source: FactSet

Recent research

on sector

Date	Headline	Download
2024/07/24	 Global Equity Ratings	
2024/07/12	 Global Equity Ratings	
2024/06/21	 Global Equity Ratings	
2024/06/14	 Global Equity Ratings	
2024/05/29	 Global Equity Ratings	

Details

2024/07/26 08:02:41

Price

79.50 EUR

Difference ➔ 0.00% (0.00)

General attributes

ISIN CA85472N1096

Symbol STN

Exchange Munich

Currency EUR

Sector Chemical / Pharmaceutical / Health

Security type Stock

Market cap (m) 9,050 EUR

Benchmark S&P/TSX 60 INDEX

Market data

Bid (Bid size) -

Ask (Ask size) -

Open 79.50 EUR

High 79.50 EUR

Low 79.50 EUR

Close (prev. day) 79.50 EUR

VWAP 77.55752 EUR

Volume (pcs) 0

Trading volume 0.00

Number of trades 1

Last size 0

Performance and Risk

	6m	1Y	3Y
Perf (%)	+6.00%	-	-
Perf (abs.)	+4.50	-	-
Beta	0.69	0.59	0.74
Volatility	12.87	-	-

5Y



Information about previous performance does not guarantee future performance.

Source: FactSet

Price data

Ø price 5 days | Ø volume 5 days (pcs.) 79.30 EUR (0)

Ø price 30 days | Ø volume 30 days (pcs.) 77.95 EUR (0)

Ø price 100 days | Ø volume 100 days (pcs.) 76.68 EUR (5)

Ø price 250 days | Ø volume 250 days (pcs.) - EUR (-)

YTD High | date 80.00 EUR (2024/03/25)

YTD Low | date 72.00 EUR (2024/01/08)

52 Weeks High | date - EUR (-)

52 Weeks Low | date - EUR (-)

All listings for STANTEC INC.

Exchange ➔	Date	Time	Price	Trading volume (mio.)	Number of trades
Tradegate	2024/07/26	22:02	79.50 EUR	0.00	1
Toronto Stock Exchange	2024/07/26	22:00	118.97 CAD	19.45	1,474
Stuttgart	2024/07/26	11:05	78.50 EUR	0.00	4
NYSE	2024/07/26	22:00	86.03 USD	6.54	1,536
Munich	2024/07/26	08:02	79.50 EUR	0.00	1

	26						
Frankfurt	2024/07/ 26	08:10	78.00	EUR	0.00		2
Duesseldorf	2024/07/ 26	19:32	78.50	EUR	0.00		6

Company profile

Company Logo



Contact Details

STANTEC INC.

--

10160 - 112 Street Edmonton, Suite 200 T5K 2L6 Alberta, AB

Telefon: +1 780 917 7000

Fax: +1 780 917 7330

E-mail: ir@stantec.com

Company Profile

-

Members of Management Board

Gord Johnston	Chairman of Managing Board
Theresa Jang	Member of Executive Committee
Tino DiManno	Member of Executive Committee

Board of directors

Douglas Ammerman	Chairman of Supervisory Board
Patricia Galloway	Member of Supervisory Board
Angeline Chen	Member of Supervisory Board
Celina Doka	Member of Supervisory Board
Donald Lowry	Member of Supervisory Board
Marie-Lucie Morin	Member of Supervisory Board
Martin à Porta	Member of Supervisory Board
Robert Gomes	Member of Supervisory Board
Shelley Brown	Member of Supervisory Board