

NOVARTIS AG FUTURE (NOVH) - EUX/202612

2024/10/18 19:07:21

Price
97.2786 CHFDifference  -0.09% (-0.09)

General attributes

Symbol	NOVHZ26
Exchange	Eurex
Currency	CHF
Security type	Future
Underlying	NOVARTIS AG
Maturity	12-2026
Contract size	100

Market data

Bid (Bid size)	- CHF (-)
Ask (Ask size)	- CHF (-)
Open	97.2786 CHF
High	97.2786 CHF
Low	97.2786 CHF
Close (prev. day)	97.3638 CHF
Underlying	NOVARTIS AG
Underlying price (date)	100.98 (24/10/18)
Settlement price (date)	97.28 (24/10/18)
Open Interest	0

Performance and Risk

	6m	1Y	3Y
Perf (%)	+18.35%	-	-
Perf (abs.)	+15.09	-	-
Beta	-	-	-
Volatility	17.15	-	-

Futures and Options

Related Futures	-
Related Options	-












5Y

Information about previous performance does not guarantee future performance.
Source: FactSet

Price data

Ø price 5 days Ø volume 5 days (pcs.)	97.0957 CHF (0)
Ø price 30 days Ø volume 30 days (pcs.)	94.8859 CHF (0)
Ø price 100 days Ø volume 100 days (pcs.)	94.4716 CHF (0)
Ø price 250 days Ø volume 250 days (pcs.)	- CHF (-)
YTD High date	99.2675 CHF (2024/09/02)
YTD Low date	79.7810 CHF (2024/01/02)
52 Weeks High date	- CHF (-)
52 Weeks Low date	- CHF (-)

Recent Research

on underlying	on sector	on market	
Date		Headline	Download
2024/09/27		Global Equity Ratings	
2024/09/11		Global Equity Ratings	
2024/09/05		Global Equity Ratings	
2024/08/12		Global Equity Ratings	
2024/07/24		Global Equity Ratings	