

NOVARTIS AG FUTURE (NOVH) - EUX/202612

2024/05/20 13:04:06

Price
91.2487 CHF

Difference  0.00% (0.00)

General attributes

Symbol	NOVHZ26
Exchange	Eurex
Currency	CHF
Security type	Future
Underlying	NOVARTIS AG
Maturity	12-2026
Contract size	100

Market data

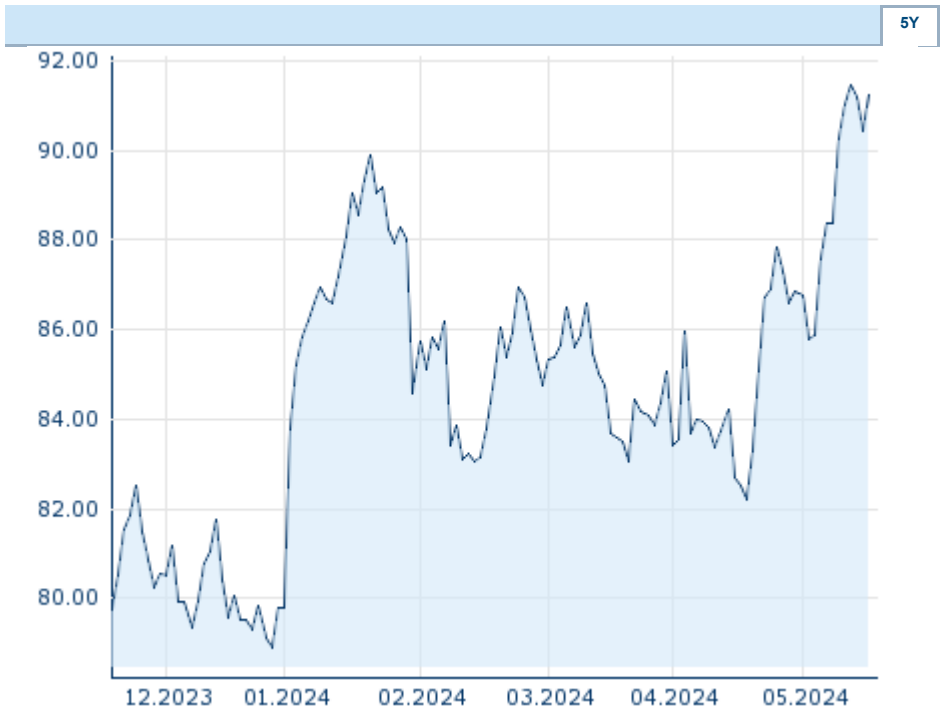
Bid (Bid size)	- CHF (-)
Ask (Ask size)	- CHF (-)
Open	91.2487 CHF
High	91.2487 CHF
Low	91.2487 CHF
Close (prev. day)	91.2487 CHF
Underlying	NOVARTIS AG
Underlying price (date)	93.37 (24/05/17)
Settlement price (date)	91.25 (24/05/20)
Open Interest	0

Performance and Risk

	6m	1Y	3Y
Perf (%)	-	-	-
Perf (abs.)	-	-	-
Beta	-	-	-
Volatility	-	-	-

Futures and Options

Related Futures	-
Related Options	-







5Y

Information about previous performance does not guarantee future performance.
Source: FactSet

Price data

Ø price 5 days Ø volume 5 days (pcs.)	91.0744 CHF (0)
Ø price 30 days Ø volume 30 days (pcs.)	86.5312 CHF (0)
Ø price 100 days Ø volume 100 days (pcs.)	85.6426 CHF (0)
Ø price 250 days Ø volume 250 days (pcs.)	- CHF (-)
YTD High date	91.4633 CHF (2024/05/14)
YTD Low date	79.7810 CHF (2024/01/02)
52 Weeks High date	- CHF (-)
52 Weeks Low date	- CHF (-)

Recent Research

on underlying	on sector	on market	
Date		Headline	Download
2024/04/26		Global Equity Ratings	
2024/04/03		Global Equity Ratings	
2024/03/13		Global Equity Ratings	
2024/02/22		Global Equity Ratings	
2024/02/14		Global Equity Ratings	