

SIEMENS ENERGY AG FUTURE (ENRF) - EUX/202612

2024/09/17 18:45:53

Price
32.3552 EURDifference  4.25% (1.32)

General attributes

Symbol	ENRFZ26
Exchange	Eurex
Currency	EUR
Security type	Future
Underlying	SIEMENS ENERGY AG
Maturity	12-2026
Contract size	100

Market data

Bid (Bid size)	- EUR (-)
Ask (Ask size)	- EUR (-)
Open	32.3552 EUR
High	32.3552 EUR
Low	32.3552 EUR
Close (prev. day)	31.035 EUR
Underlying	SIEMENS ENERGY AG
Underlying price (date)	31.19 (24/09/18)
Settlement price (date)	32.36 (24/09/17)
Open Interest	0

Performance and Risk

	6m	1Y	3Y
Perf (%)	+106.72%	-	-
Perf (abs.)	+16.70	-	-
Beta	-	-	-
Volatility	46.12	-	-

Futures and Options

Related Futures	-
Related Options	-









5Y

Information about previous performance does not guarantee future performance.
Source: FactSet

Price data

Ø price 5 days Ø volume 5 days (pcs.)	30.0156 EUR (0)
Ø price 30 days Ø volume 30 days (pcs.)	27.3371 EUR (0)
Ø price 100 days Ø volume 100 days (pcs.)	26.8445 EUR (0)
Ø price 250 days Ø volume 250 days (pcs.)	- EUR (-)
YTD High date	32.3552 EUR (2024/09/17)
YTD Low date	11.9588 EUR (2024/01/03)
52 Weeks High date	- EUR (-)
52 Weeks Low date	- EUR (-)

Recent Research

on sector		on market	
Date		Headline	Download
2024/09/11		Global Equity Ratings	
2024/09/05		Global Equity Ratings	
2024/08/12		Global Equity Ratings	
2024/07/24		Global Equity Ratings	
2024/07/12		Global Equity Ratings	