

CIE FINANCIÈRE RICHEMONT AG FUTURE (CFRL) - EUX/202612

2024/09/13 18:35:01

Price
115.9075 CHF

Difference  0.97% (1.12)

General attributes

Symbol	CFRLZ26
Exchange	Eurex
Currency	CHF
Security type	Future
Underlying	COMPAGNIE FINANCIERE RICHEMONT SA
Maturity	12-2026
Contract size	100

Market data

Bid (Bid size)	- CHF (-)
Ask (Ask size)	- CHF (-)
Open	115.9075 CHF
High	115.9075 CHF
Low	115.9075 CHF
Close (prev. day)	114.7893 CHF
Underlying	COMPAGNIE FINANCIERE RICHEMONT SA
Underlying price (date)	120.50 (24/09/13)
Settlement price (date)	115.91 (24/09/13)
Open Interest	0

Performance and Risk

	6m	1Y	3Y
Perf (%)	-20.88%	-	-
Perf (abs.)	-30.59	-	-
Beta	-	-	-
Volatility	26.57	-	-

Futures and Options

Related Futures	-
Related Options	-











5Y

Information about previous performance does not guarantee future performance.
Source: FactSet

Price data

Ø price 5 days Ø volume 5 days (pcs.)	114.8346 CHF (0)
Ø price 30 days Ø volume 30 days (pcs.)	124.6941 CHF (0)
Ø price 100 days Ø volume 100 days (pcs.)	132.8971 CHF (0)
Ø price 250 days Ø volume 250 days (pcs.)	- CHF (-)
YTD High date	148.7499 CHF (2024/06/07)
YTD Low date	103.1438 CHF (2024/01/17)
52 Weeks High date	- CHF (-)
52 Weeks Low date	- CHF (-)

Recent Research

on underlying	on sector	on market	
Date		Headline	Download
2024/09/11		Global Equity Ratings	
2024/09/05		Global Equity Ratings	
2024/08/12		Global Equity Ratings	
2024/07/24		Global Equity Ratings	
2024/07/12		Global Equity Ratings	