

# CIE FINANCIÈRE RICHEMONT AG FUTURE (CFRL) - EUX/202612

2024/07/16 18:50:04

Price  
**134.9013** CHF

Difference  0.94% (1.26)

### General attributes

Symbol	CFRLZ26
Exchange	Eurex
Currency	CHF
Security type	Future
Underlying	COMPAGNIE FINANCIERE RICHEMONT SA
Maturity	12-2026
Contract size	100

### Market data

Bid (Bid size)	- CHF (-)
Ask (Ask size)	- CHF (-)
Open	134.9013 CHF
High	134.9013 CHF
Low	134.9013 CHF
Close (prev. day)	133.6409 CHF
Underlying	COMPAGNIE FINANCIERE RICHEMONT SA
Underlying price (date)	135.60 (24/07/17)
Settlement price (date)	134.90 (24/07/16)
Open Interest	0

### Performance and Risk

	6m	1Y	3Y
Perf (%)	+27.61%	-	-
Perf (abs.)	+29.19	-	-
Beta	-	-	-
Volatility	28.72	-	-

### Futures and Options

Related Futures	-
Related Options	-












5Y

Information about previous performance does not guarantee future performance.  
Source: FactSet

### Price data

Ø price 5 days   Ø volume 5 days (pcs.)	136.4566 CHF (0)
Ø price 30 days   Ø volume 30 days (pcs.)	139.4427 CHF (0)
Ø price 100 days   Ø volume 100 days (pcs.)	136.7080 CHF (0)
Ø price 250 days   Ø volume 250 days (pcs.)	- CHF (-)
YTD High   date	148.7499 CHF (2024/06/07)
YTD Low   date	103.1438 CHF (2024/01/17)
52 Weeks High   date	- CHF (-)
52 Weeks Low   date	- CHF (-)

### Recent Research

on underlying	on sector	on market	
Date		Headline	Download
2024/07/12		Global Equity Ratings	
2024/06/21		Global Equity Ratings	
2024/06/14		Global Equity Ratings	
2024/05/29		Global Equity Ratings	
2024/04/26		Global Equity Ratings	