

CIE FINANCIÈRE RICHEMONT AG FUTURE (CFRL) - EUX/202612

2024/07/17 18:45:26

Price
132.7504 CHF

Difference  -1.59% (-2.15)

General attributes

Symbol	CFRLZ26
Exchange	Eurex
Currency	CHF
Security type	Future
Underlying	COMPAGNIE FINANCIERE RICHEMONT SA
Maturity	12-2026
Contract size	100

Market data

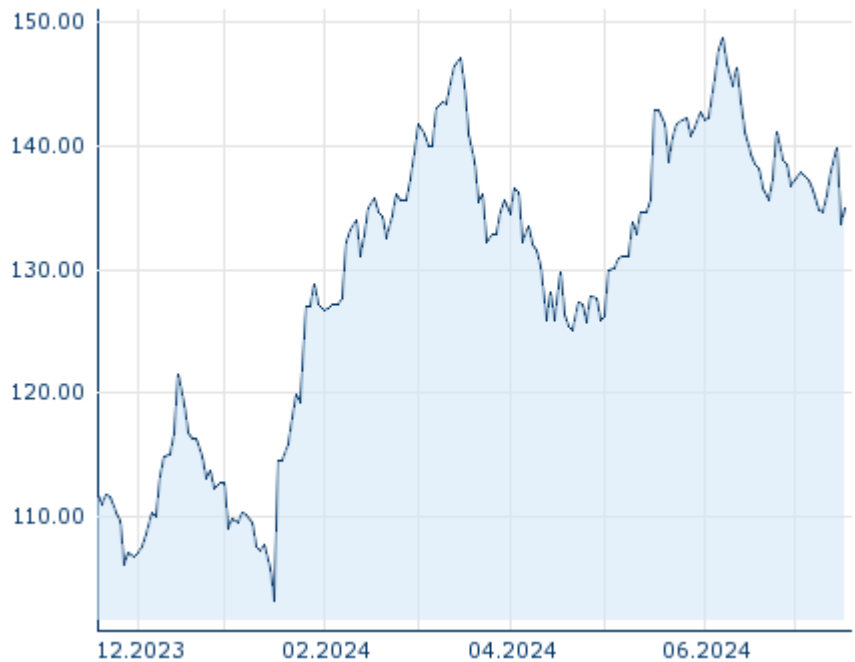
Bid (Bid size)	- CHF (-)
Ask (Ask size)	- CHF (-)
Open	132.7504 CHF
High	132.7504 CHF
Low	132.7504 CHF
Close (prev. day)	134.9013 CHF
Underlying	COMPAGNIE FINANCIERE RICHEMONT SA
Underlying price (date)	136.25 (24/07/17)
Settlement price (date)	132.75 (24/07/17)
Open Interest	0

Performance and Risk

	6m	1Y	3Y
Perf (%)	+27.61%	-	-
Perf (abs.)	+29.19	-	-
Beta	-	-	-
Volatility	28.72	-	-

Futures and Options

Related Futures	-
Related Options	-












5Y

Information about previous performance does not guarantee future performance.
Source: FactSet

Price data

Ø price 5 days Ø volume 5 days (pcs.)	136.4566 CHF (0)
Ø price 30 days Ø volume 30 days (pcs.)	139.4427 CHF (0)
Ø price 100 days Ø volume 100 days (pcs.)	136.7080 CHF (0)
Ø price 250 days Ø volume 250 days (pcs.)	- CHF (-)
YTD High date	148.7499 CHF (2024/06/07)
YTD Low date	103.1438 CHF (2024/01/17)
52 Weeks High date	- CHF (-)
52 Weeks Low date	- CHF (-)

Recent Research

on underlying	on sector	on market	
Date		Headline	Download
2024/07/12		Global Equity Ratings	
2024/06/21		Global Equity Ratings	
2024/06/14		Global Equity Ratings	
2024/05/29		Global Equity Ratings	
2024/04/26		Global Equity Ratings	