

CIE FINANCIÈRE RICHEMONT AG FUTURE (CFRL) - EUX/202612

2024/05/13 18:36:42

Price
132.904 CHF

Difference  -0.63% (-0.84)

General attributes

Symbol	CFRLZ26
Exchange	Eurex
Currency	CHF
Security type	Future
Underlying	COMPAGNIE FINANCIERE RICHEMONT SA
Maturity	12-2026
Contract size	100

Market data

Bid (Bid size)	- CHF (-)
Ask (Ask size)	- CHF (-)
Open	132.904 CHF
High	132.904 CHF
Low	132.904 CHF
Close (prev. day)	133.7435 CHF
Underlying	COMPAGNIE FINANCIERE RICHEMONT SA
Underlying price (date)	135.95 (24/05/14)
Settlement price (date)	132.90 (24/05/13)
Open Interest	0

Performance and Risk

	6m	1Y	3Y
Perf (%)	-	-	-
Perf (abs.)	-	-	-
Beta	-	-	-
Volatility	-	-	-

Futures and Options

Related Futures	-
Related Options	-

5Y












Information about previous performance does not guarantee future performance.
Source: FactSet

Price data

Ø price 5 days Ø volume 5 days (pcs.)	131.916 CHF (0)
Ø price 30 days Ø volume 30 days (pcs.)	129.677 CHF (0)
Ø price 100 days Ø volume 100 days (pcs.)	127.857 CHF (0)
Ø price 250 days Ø volume 250 days (pcs.)	- CHF (-)
YTD High date	147.119 CHF (2024/03/14)
YTD Low date	103.144 CHF (2024/01/17)
52 Weeks High date	- CHF (-)
52 Weeks Low date	- CHF (-)

Recent Research

on underlying	on sector	on market	
Date		Headline	Download
2024/04/26		Global Equity Ratings	
2024/04/03		Global Equity Ratings	
2024/03/13		Global Equity Ratings	
2024/02/22		Global Equity Ratings	
2024/02/14		Global Equity Ratings	