

CA IMMOBILIEN ANLAGEN AG FUTURE (CAIG) - EUX/202612

2024/10/18 19:07:05

Price
25.4082 EURDifference  0.77% (0.19)

General attributes

Symbol	CAIGZ26
Exchange	Eurex
Currency	EUR
Security type	Future
Underlying	CA IMMOBILIEN ANLAGEN AG
Maturity	12-2026
Contract size	100

Market data

Bid (Bid size)	- EUR (-)
Ask (Ask size)	- EUR (-)
Open	25.4082 EUR
High	25.4082 EUR
Low	25.4082 EUR
Close (prev. day)	25.2151 EUR
Underlying	CA IMMOBILIEN ANLAGEN AG
Underlying price (date)	25.32 (24/10/18)
Settlement price (date)	25.41 (24/10/18)
Open Interest	0

Performance and Risk

	6m	1Y	3Y
Perf (%)	-18.67%	-	-
Perf (abs.)	-5.83	-	-
Beta	-	-	-
Volatility	35.13	-	-

Futures and Options

Related Futures	-
Related Options	-












Information about previous performance does not guarantee future performance.
Source: FactSet

Price data

Ø price 5 days Ø volume 5 days (pcs.)	25.5907 EUR (0)
Ø price 30 days Ø volume 30 days (pcs.)	26.3747 EUR (0)
Ø price 100 days Ø volume 100 days (pcs.)	29.9270 EUR (0)
Ø price 250 days Ø volume 250 days (pcs.)	- EUR (-)
YTD High date	33.7674 EUR (2024/08/28)
YTD Low date	22.7801 EUR (2024/09/26)
52 Weeks High date	- EUR (-)
52 Weeks Low date	- EUR (-)

Recent Research

on sector		on market	
Date		Headline	Download
2024/09/27		Global Equity Ratings	
2024/09/11		Global Equity Ratings	
2024/09/05		Global Equity Ratings	
2024/08/12		Global Equity Ratings	
2024/07/24		Global Equity Ratings	