

# VGP FUTURE (VGPF) - EUX/202612

2024/08/07 18:43:38

Price  
**97.5736** EUR

Difference  2.01% (1.92)

### General attributes

Symbol	VGPFZ26
Exchange	Eurex
Currency	EUR
Security type	Future
Underlying	VGP N.V.
Maturity	12-2026
Contract size	100

### Market data

Bid (Bid size)	- EUR (-)
Ask (Ask size)	- EUR (-)
Open	97.5736 EUR
High	97.5736 EUR
Low	97.5736 EUR
Close (prev. day)	95.6531 EUR
Underlying	VGP N.V.
Underlying price (date)	96.60 (24/08/07)
Settlement price (date)	97.57 (24/08/07)
Open Interest	0

### Performance and Risk

	6m	1Y	3Y
Perf (%)	-17.79%	-	-
Perf (abs.)	-20.70	-	-
Beta	-	-	-
Volatility	26.12	-	-

### Futures and Options

Related Futures	-
Related Options	-

5Y












Information about previous performance does not guarantee future performance.  
Source: FactSet

### Price data

Ø price 5 days   Ø volume 5 days (pcs.)	100.2579 EUR (0)
Ø price 30 days   Ø volume 30 days (pcs.)	104.7665 EUR (0)
Ø price 100 days   Ø volume 100 days (pcs.)	108.2436 EUR (0)
Ø price 250 days   Ø volume 250 days (pcs.)	- EUR (-)
YTD High   date	119.8863 EUR (2024/01/12)
YTD Low   date	95.6531 EUR (2024/08/06)
52 Weeks High   date	- EUR (-)
52 Weeks Low   date	- EUR (-)

### Recent Research

on sector		on market	
Date		Headline	Download
2024/07/24		Global Equity Ratings	
2024/07/12		Global Equity Ratings	
2024/06/21		Global Equity Ratings	
2024/06/14		Global Equity Ratings	
2024/05/29		Global Equity Ratings	