

SGS S.A. FUTURE (SGSM) - EUX/202612

2024/05/31 18:43:26

Price
80.7323 CHF

Difference  0.57% (0.46)

General attributes

Symbol	SGSMZ26
Exchange	Eurex
Currency	CHF
Security type	Future
Underlying	SGS SA
Maturity	12-2026
Contract size	100

Market data

Bid (Bid size)	- CHF (-)
Ask (Ask size)	- CHF (-)
Open	80.7323 CHF
High	80.7323 CHF
Low	80.7323 CHF
Close (prev. day)	80.271 CHF
Underlying	SGS SA
Underlying price (date)	84.00 (24/05/31)
Settlement price (date)	80.73 (24/05/31)
Open Interest	0

Performance and Risk

	6m	1Y	3Y
Perf (%)	+11.52%	-	-
Perf (abs.)	+8.34	-	-
Beta	-	-	-
Volatility	23.80	-	-

Futures and Options

Related Futures	-
Related Options	-

5Y









Information about previous performance does not guarantee future performance.
Source: FactSet

Price data

Ø price 5 days Ø volume 5 days (pcs.)	81.0841 CHF (0)
Ø price 30 days Ø volume 30 days (pcs.)	78.9285 CHF (0)
Ø price 100 days Ø volume 100 days (pcs.)	77.7233 CHF (0)
Ø price 250 days Ø volume 250 days (pcs.)	- CHF (-)
YTD High date	82.3171 CHF (2024/03/13)
YTD Low date	65.7333 CHF (2024/01/10)
52 Weeks High date	- CHF (-)
52 Weeks Low date	- CHF (-)

Recent Research

on sector	on market		
Date		Headline	Download
2024/05/29		Global Equity Ratings	
2024/04/26		Global Equity Ratings	
2024/04/03		Global Equity Ratings	
2024/03/13		Global Equity Ratings	
2024/02/22		Global Equity Ratings	