

# SGS S.A. FUTURE (SGSM) - EUX/202612

2024/05/10 18:29:53

Price  
**78.6812** CHF

Difference  -0.11% (-0.09)

### General attributes

Symbol	SGSMZ26
Exchange	Eurex
Currency	CHF
Security type	Future
Underlying	SGS SA
Maturity	12-2026
Contract size	100

### Market data

Bid (Bid size)	- CHF (-)
Ask (Ask size)	- CHF (-)
Open	78.6812 CHF
High	78.6812 CHF
Low	78.6812 CHF
Close (prev. day)	78.768 CHF
Underlying	SGS SA
Underlying price (date)	82.24 (24/05/10)
Settlement price (date)	78.68 (24/05/10)
Open Interest	0

### Performance and Risk

	6m	1Y	3Y
Perf (%)	-	-	-
Perf (abs.)	-	-	-
Beta	-	-	-
Volatility	-	-	-

### Futures and Options

Related Futures	-
Related Options	-

5Y











Information about previous performance does not guarantee future performance.  
Source: FactSet

### Price data

Ø price 5 days   Ø volume 5 days (pcs.)	78.7580 CHF (0)
Ø price 30 days   Ø volume 30 days (pcs.)	78.8949 CHF (0)
Ø price 100 days   Ø volume 100 days (pcs.)	76.1833 CHF (0)
Ø price 250 days   Ø volume 250 days (pcs.)	- CHF (-)
YTD High   date	82.3171 CHF (2024/03/13)
YTD Low   date	65.7333 CHF (2024/01/10)
52 Weeks High   date	- CHF (-)
52 Weeks Low   date	- CHF (-)

### Recent Research

on sector	on market		
Date		Headline	Download
2024/04/26		Global Equity Ratings	
2024/04/03		Global Equity Ratings	
2024/03/13		Global Equity Ratings	
2024/02/22		Global Equity Ratings	
2024/02/14		Global Equity Ratings	