

# NVIDIA CORP. FUTURE (NVDF) - EUX/202612

2024/07/16 18:50:44

**Price**  
**140.5124** USD  
**Difference**  **-2.02% (-2.90)**

**General attributes**

Symbol	NVDFZ26
Exchange	Eurex
Currency	USD
Security type	Future
Underlying	NVIDIA CORP.
Maturity	12-2026
Contract size	100

**Market data**

Bid (Bid size)	- USD (-)
Ask (Ask size)	- USD (-)
Open	140.5124 USD
High	140.5124 USD
Low	140.5124 USD
Close (prev. day)	143.4093 USD
Underlying	NVIDIA CORP.
Underlying price (date)	126.36 (24/07/16)
Settlement price (date)	140.51 (24/07/16)
Open Interest	0

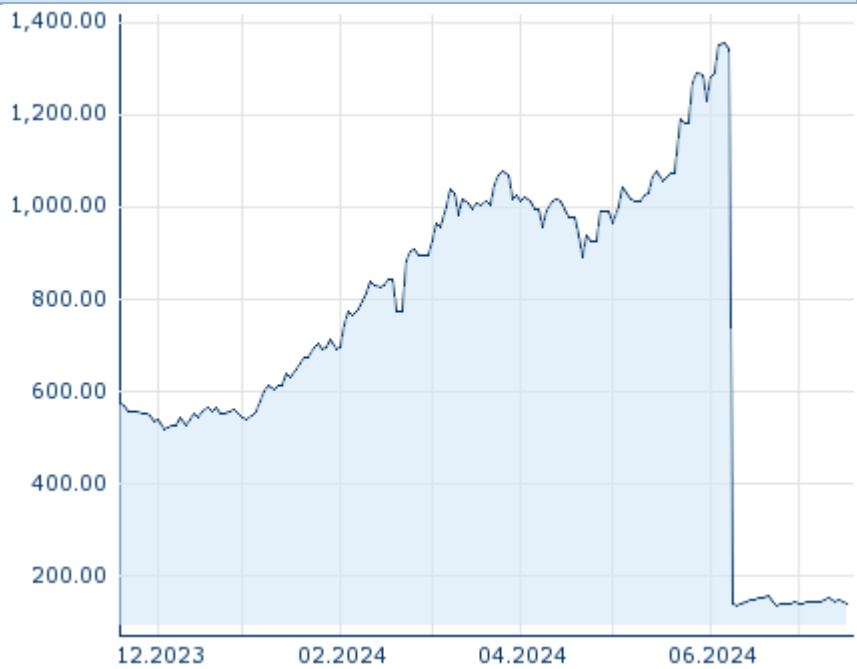
**Performance and Risk**

	6m	1Y	3Y
Perf (%)	-77.96%	-	-
Perf (abs.)	-497.10	-	-
Beta	-	-	-
Volatility	329.00	-	-

**Futures and Options**

Related Futures	-
Related Options	-

5Y






Information about previous performance does not guarantee future performance.  
 Source: FactSet

**Price data**

Ø price 5 days   Ø volume 5 days (pcs.)	144.4779 USD (0)
Ø price 30 days   Ø volume 30 days (pcs.)	263.5899 USD (0)
Ø price 100 days   Ø volume 100 days (pcs.)	799.6154 USD (0)
Ø price 250 days   Ø volume 250 days (pcs.)	- USD (-)
YTD High   date	1,355.4213 USD (2024/06/06)
YTD Low   date	134.6609 USD (2024/06/11)
52 Weeks High   date	- USD (-)
52 Weeks Low   date	- USD (-)

**Recent Research**

on underlying	on sector	on market	
Date		Headline	Download
2024/07/12		Global Equity Ratings	
2024/06/21		Global Equity Ratings	
2024/06/14		Global Equity Ratings	
2024/05/29		Global Equity Ratings	
2024/04/26		Global Equity Ratings	