

# SANOFI S.A. FUTURE (SNWG) - EUX/202612

2024/10/18 19:07:34

**Price**  
**99.2325** EUR

**Difference**  **-0.28% (-0.28)**

### General attributes

Symbol	SNWGZ26
Exchange	Eurex
Currency	EUR
Security type	Future
Underlying	SANOFI S.A.
Maturity	12-2026
Contract size	100

### Market data

Bid (Bid size)	- EUR (-)
Ask (Ask size)	- EUR (-)
Open	99.2325 EUR
High	99.2325 EUR
Low	99.2325 EUR
Close (prev. day)	99.5158 EUR
Underlying	SANOFI S.A.
Underlying price (date)	100.82 (24/10/18)
Settlement price (date)	99.23 (24/10/18)
Open Interest	0

### Performance and Risk

	6m	1Y	3Y
Perf (%)	+21.25%	-	-
Perf (abs.)	+17.39	-	-
Beta	-	-	-
Volatility	20.24	-	-

### Futures and Options

Related Futures	-
Related Options	-

5Y









Information about previous performance does not guarantee future performance.  
Source: FactSet

### Price data

Ø price 5 days   Ø volume 5 days (pcs.)	99.4607 EUR (0)
Ø price 30 days   Ø volume 30 days (pcs.)	101.4440 EUR (0)
Ø price 100 days   Ø volume 100 days (pcs.)	96.6642 EUR (0)
Ø price 250 days   Ø volume 250 days (pcs.)	- EUR (-)
YTD High   date	105.6798 EUR (2024/09/09)
YTD Low   date	81.8400 EUR (2024/04/18)
52 Weeks High   date	- EUR (-)
52 Weeks Low   date	- EUR (-)

### Recent Research

on underlying	on sector	on market	
Date		Headline	Download
2024/09/27		Global Equity Ratings	
2024/09/11		Global Equity Ratings	
2024/09/05		Global Equity Ratings	
2024/08/12		Global Equity Ratings	
2024/07/24		Global Equity Ratings	