

SANOFI S.A. FUTURE (SNWG) - EUX/202612

2024/07/16 18:51:06

Price
92.5332 EUR

Difference  -0.60% (-0.56)

General attributes

Symbol	SNWGZ26
Exchange	Eurex
Currency	EUR
Security type	Future
Underlying	SANOFI S.A.
Maturity	12-2026
Contract size	100

Market data

Bid (Bid size)	- EUR (-)
Ask (Ask size)	- EUR (-)
Open	92.5332 EUR
High	92.5332 EUR
Low	92.5332 EUR
Close (prev. day)	93.0946 EUR
Underlying	SANOFI S.A.
Underlying price (date)	91.05 (24/07/17)
Settlement price (date)	92.53 (24/07/16)
Open Interest	0

Performance and Risk

	6m	1Y	3Y
Perf (%)	-0.54%	-	-
Perf (abs.)	-0.50	-	-
Beta	-	-	-
Volatility	20.64	-	-

Futures and Options

Related Futures	-
Related Options	-

5Y












Information about previous performance does not guarantee future performance.
Source: FactSet

Price data

Ø price 5 days Ø volume 5 days (pcs.)	93.9721 EUR (0)
Ø price 30 days Ø volume 30 days (pcs.)	91.0356 EUR (0)
Ø price 100 days Ø volume 100 days (pcs.)	88.1460 EUR (0)
Ø price 250 days Ø volume 250 days (pcs.)	- EUR (-)
YTD High date	95.2570 EUR (2024/07/12)
YTD Low date	81.8400 EUR (2024/04/18)
52 Weeks High date	- EUR (-)
52 Weeks Low date	- EUR (-)

Recent Research

on underlying	on sector	on market		
Date			Headline	Download
2024/07/12			Global Equity Ratings	
2024/06/21			Global Equity Ratings	
2024/06/14			Global Equity Ratings	
2024/05/29			Global Equity Ratings	
2024/04/26			Global Equity Ratings	