

## CONTINENTAL AG FUTURE (CONI) - EUX/202612

2024/08/07 18:43:05

Price  
**58.8378** EURDifference  7.25% (3.98)

## General attributes

Symbol	CONIZ26
Exchange	Eurex
Currency	EUR
Security type	Future
Underlying	CONTINENTAL AG
Maturity	12-2026
Contract size	100

## Market data

Bid (Bid size)	- EUR (-)
Ask (Ask size)	- EUR (-)
Open	58.8378 EUR
High	58.8378 EUR
Low	58.8378 EUR
Close (prev. day)	54.8584 EUR
Underlying	CONTINENTAL AG
Underlying price (date)	58.08 (24/08/07)
Settlement price (date)	58.84 (24/08/07)
Open Interest	0

## Performance and Risk

	6m	1Y	3Y
Perf (%)	-21.89%	-	-
Perf (abs.)	-16.48	-	-
Beta	-	-	-
Volatility	32.09	-	-

## Futures and Options

Related Futures	-
Related Options	-












Information about previous performance does not guarantee future performance.  
Source: FactSet

## Price data

Ø price 5 days   Ø volume 5 days (pcs.)	55.6136 EUR (0)
Ø price 30 days   Ø volume 30 days (pcs.)	58.1264 EUR (0)
Ø price 100 days   Ø volume 100 days (pcs.)	61.9432 EUR (0)
Ø price 250 days   Ø volume 250 days (pcs.)	- EUR (-)
YTD High   date	79.0805 EUR (2024/02/16)
YTD Low   date	53.6678 EUR (2024/08/05)
52 Weeks High   date	- EUR (-)
52 Weeks Low   date	- EUR (-)

## Recent Research

on underlying	on sector	on market	
Date		Headline	Download
2022/05/04		Global Equity Ratings	
2022/04/27		Global Equity Ratings	
2022/04/14		Global Equity Ratings	
2022/03/29		Global Equity Ratings	
2022/03/10		Global Equity Ratings	