

SAP SE FUTURE (SAPJ) - EUX/202612

2024/09/17 18:46:12

Price
209.6119 EURDifference  0.25% (0.52)

General attributes

Symbol	SAPJZ26
Exchange	Eurex
Currency	EUR
Security type	Future
Underlying	SAP SE
Maturity	12-2026
Contract size	100

Market data

Bid (Bid size)	- EUR (-)
Ask (Ask size)	- EUR (-)
Open	209.6119 EUR
High	209.6119 EUR
Low	209.6119 EUR
Close (prev. day)	209.0939 EUR
Underlying	SAP SE
Underlying price (date)	200.65 (24/09/17)
Settlement price (date)	209.61 (24/09/17)
Open Interest	0

Performance and Risk

	6m	1Y	3Y
Perf (%)	+16.06%	-	-
Perf (abs.)	+29.01	-	-
Beta	-	-	-
Volatility	25.56	-	-

Futures and Options

Related Futures	-
Related Options	-

5Y











Information about previous performance does not guarantee future performance.
Source: FactSet

Price data

Ø price 5 days Ø volume 5 days (pcs.)	207.9109 EUR (0)
Ø price 30 days Ø volume 30 days (pcs.)	204.0031 EUR (0)
Ø price 100 days Ø volume 100 days (pcs.)	195.3905 EUR (0)
Ø price 250 days Ø volume 250 days (pcs.)	- EUR (-)
YTD High date	209.6726 EUR (2024/09/13)
YTD Low date	141.3465 EUR (2024/01/04)
52 Weeks High date	- EUR (-)
52 Weeks Low date	- EUR (-)

Recent Research

on underlying	on sector	on market		
Date			Headline	Download
2024/09/11			Global Equity Ratings	
2024/09/05			Global Equity Ratings	
2024/08/12			Global Equity Ratings	
2024/07/24			Global Equity Ratings	
2024/07/12			Global Equity Ratings	