

SAP SE FUTURE (SAPJ) - EUX/202612

2024/09/13 18:35:40

Price
209.6726 EURDifference  0.75% (1.55)

General attributes

Symbol	SAPJZ26
Exchange	Eurex
Currency	EUR
Security type	Future
Underlying	SAP SE
Maturity	12-2026
Contract size	100

Market data

Bid (Bid size)	- EUR (-)
Ask (Ask size)	- EUR (-)
Open	209.6726 EUR
High	209.6726 EUR
Low	209.6726 EUR
Close (prev. day)	208.1196 EUR
Underlying	SAP SE
Underlying price (date)	200.65 (24/09/13)
Settlement price (date)	209.67 (24/09/13)
Open Interest	0

Performance and Risk

	6m	1Y	3Y
Perf (%)	+12.17%	-	-
Perf (abs.)	+22.58	-	-
Beta	-	-	-
Volatility	25.67	-	-

Futures and Options

Related Futures	-
Related Options	-










Information about previous performance does not guarantee future performance.
Source: FactSet

Price data

Ø price 5 days Ø volume 5 days (pcs.)	202.5090 EUR (0)
Ø price 30 days Ø volume 30 days (pcs.)	202.3663 EUR (0)
Ø price 100 days Ø volume 100 days (pcs.)	194.5250 EUR (0)
Ø price 250 days Ø volume 250 days (pcs.)	- EUR (-)
YTD High date	208.9960 EUR (2024/09/02)
YTD Low date	141.3465 EUR (2024/01/04)
52 Weeks High date	- EUR (-)
52 Weeks Low date	- EUR (-)

Recent Research

on underlying	on sector	on market	
Date		Headline	Download
2024/09/11		Global Equity Ratings	
2024/09/05		Global Equity Ratings	
2024/08/12		Global Equity Ratings	
2024/07/24		Global Equity Ratings	
2024/07/12		Global Equity Ratings	