

## SAP SE FUTURE (SAPJ) - EUX/202612

2024/07/26 18:35:49

Price  
207.1401 EURDifference  0.29% (0.59)

## General attributes

Symbol	SAPJZ26
Exchange	Eurex
Currency	EUR
Security type	Future
Underlying	SAP SE
Maturity	12-2026
Contract size	100

## Market data

Bid (Bid size)	- EUR (-)
Ask (Ask size)	- EUR (-)
Open	207.1401 EUR
High	207.1401 EUR
Low	207.1401 EUR
Close (prev. day)	206.5512 EUR
Underlying	SAP SE
Underlying price (date)	195.78 (24/07/26)
Settlement price (date)	207.14 (24/07/26)
Open Interest	0

## Performance and Risk

	6m	1Y	3Y
Perf (%)	+24.07%	-	-
Perf (abs.)	+40.18	-	-
Beta	-	-	-
Volatility	25.37	-	-

## Futures and Options

Related Futures	-
Related Options	-












Information about previous performance does not guarantee future performance.  
Source: FactSet

## Price data

Ø price 5 days   Ø volume 5 days (pcs.)	204.2069 EUR (0)
Ø price 30 days   Ø volume 30 days (pcs.)	196.8864 EUR (0)
Ø price 100 days   Ø volume 100 days (pcs.)	188.0430 EUR (0)
Ø price 250 days   Ø volume 250 days (pcs.)	- EUR (-)
YTD High   date	208.2259 EUR (2024/07/23)
YTD Low   date	141.3465 EUR (2024/01/04)
52 Weeks High   date	- EUR (-)
52 Weeks Low   date	- EUR (-)

## Recent Research

on underlying	on sector	on market		
Date			Headline	Download
2024/07/24			Global Equity Ratings	
2024/07/12			Global Equity Ratings	
2024/06/21			Global Equity Ratings	
2024/06/14			Global Equity Ratings	
2024/05/29			Global Equity Ratings	