

SIKA AG FUTURE (SIKH) - EUX/202612

2024/09/02 18:40:18

Price
271.4247 CHFDifference  0.32% (0.86)

General attributes

Symbol	SIKHZ26
Exchange	Eurex
Currency	CHF
Security type	Future
Underlying	SIKA AG
Maturity	12-2026
Contract size	100

Market data

Bid (Bid size)	- CHF (-)
Ask (Ask size)	- CHF (-)
Open	271.4247 CHF
High	271.4247 CHF
Low	271.4247 CHF
Close (prev. day)	270.5646 CHF
Underlying	SIKA AG
Underlying price (date)	272.50 (24/09/03)
Settlement price (date)	271.42 (24/09/02)
Open Interest	0

Performance and Risk

	6m	1Y	3Y
Perf (%)	+5.25%	-	-
Perf (abs.)	+13.55	-	-
Beta	-	-	-
Volatility	21.99	-	-

Futures and Options

Related Futures	-
Related Options	-











Information about previous performance does not guarantee future performance.
Source: FactSet

Price data

Ø price 5 days Ø volume 5 days (pcs.)	268.2466 CHF (0)
Ø price 30 days Ø volume 30 days (pcs.)	258.0701 CHF (0)
Ø price 100 days Ø volume 100 days (pcs.)	265.3766 CHF (0)
Ø price 250 days Ø volume 250 days (pcs.)	- CHF (-)
YTD High date	288.2395 CHF (2024/05/27)
YTD Low date	231.4255 CHF (2024/01/22)
52 Weeks High date	- CHF (-)
52 Weeks Low date	- CHF (-)

Recent Research

on underlying	on sector	on market		
Date			Headline	Download
2022/12/19			Global Equity Ratings	
2022/11/28			Global Equity Ratings	
2022/11/18			Global Equity Ratings	
2022/10/31			Global Equity Ratings	
2022/10/05			Global Equity Ratings	