

SIKA AG FUTURE (SIKH) - EUX/202612

2024/08/30 18:37:16

Price
270.5646 CHFDifference  0.47% (1.28)

General attributes

Symbol	SIKHZ26
Exchange	Eurex
Currency	CHF
Security type	Future
Underlying	SIKA AG
Maturity	12-2026
Contract size	100

Market data

Bid (Bid size)	- CHF (-)
Ask (Ask size)	- CHF (-)
Open	270.5646 CHF
High	270.5646 CHF
Low	270.5646 CHF
Close (prev. day)	269.2884 CHF
Underlying	SIKA AG
Underlying price (date)	272.00 (24/08/30)
Settlement price (date)	270.56 (24/08/30)
Open Interest	0

Performance and Risk

	6m	1Y	3Y
Perf (%)	+6.02%	-	-
Perf (abs.)	+15.37	-	-
Beta	-	-	-
Volatility	22.00	-	-

Futures and Options

Related Futures	-
Related Options	-












5Y

Information about previous performance does not guarantee future performance.
Source: FactSet

Price data

Ø price 5 days Ø volume 5 days (pcs.)	267.0543 CHF (0)
Ø price 30 days Ø volume 30 days (pcs.)	257.8394 CHF (0)
Ø price 100 days Ø volume 100 days (pcs.)	265.3170 CHF (0)
Ø price 250 days Ø volume 250 days (pcs.)	- CHF (-)
YTD High date	288.2395 CHF (2024/05/27)
YTD Low date	231.4255 CHF (2024/01/22)
52 Weeks High date	- CHF (-)
52 Weeks Low date	- CHF (-)

Recent Research

on underlying	on sector	on market	
Date		Headline	Download
2022/12/19		Global Equity Ratings	
2022/11/28		Global Equity Ratings	
2022/11/18		Global Equity Ratings	
2022/10/31		Global Equity Ratings	
2022/10/05		Global Equity Ratings	