

## SIKA AG FUTURE (SIKH) - EUX/202612

2024/07/26 18:35:52

Price  
**261.5578** CHFDifference  1.38% (3.57)

## General attributes

Symbol	SIKHZ26
Exchange	Eurex
Currency	CHF
Security type	Future
Underlying	SIKA AG
Maturity	12-2026
Contract size	100

## Market data

Bid (Bid size)	- CHF (-)
Ask (Ask size)	- CHF (-)
Open	261.5578 CHF
High	261.5578 CHF
Low	261.5578 CHF
Close (prev. day)	257.9901 CHF
Underlying	SIKA AG
Underlying price (date)	262.00 (24/07/26)
Settlement price (date)	261.56 (24/07/26)
Open Interest	0

## Performance and Risk

	6m	1Y	3Y
Perf (%)	+8.32%	-	-
Perf (abs.)	+20.10	-	-
Beta	-	-	-
Volatility	19.24	-	-

## Futures and Options

Related Futures	-
Related Options	-












5Y

Information about previous performance does not guarantee future performance.  
Source: FactSet

## Price data

Ø price 5 days   Ø volume 5 days (pcs.)	262.3628 CHF (0)
Ø price 30 days   Ø volume 30 days (pcs.)	260.1094 CHF (0)
Ø price 100 days   Ø volume 100 days (pcs.)	267.6299 CHF (0)
Ø price 250 days   Ø volume 250 days (pcs.)	- CHF (-)
YTD High   date	288.2395 CHF (2024/05/27)
YTD Low   date	231.4255 CHF (2024/01/22)
52 Weeks High   date	- CHF (-)
52 Weeks Low   date	- CHF (-)

## Recent Research

on underlying	on sector	on market		
Date			Headline	Download
2022/12/19			Global Equity Ratings	
2022/11/28			Global Equity Ratings	
2022/11/18			Global Equity Ratings	
2022/10/31			Global Equity Ratings	
2022/10/05			Global Equity Ratings	