

## SIKA AG FUTURE (SIKH) - EUX/202612

2024/05/21 18:44:14

Price  
**285.4196** CHF

Difference  0.29% (0.83)

## General attributes

Symbol	SIKHZ26
Exchange	Eurex
Currency	CHF
Security type	Future
Underlying	SIKA AG
Maturity	12-2026
Contract size	100

## Market data

Bid (Bid size)	- CHF (-)
Ask (Ask size)	- CHF (-)
Open	285.4196 CHF
High	285.4196 CHF
Low	285.4196 CHF
Close (prev. day)	284.589 CHF
Underlying	SIKA AG
Underlying price (date)	282.40 (24/05/21)
Settlement price (date)	285.42 (24/05/21)
Open Interest	0

## Performance and Risk

	6m	1Y	3Y
Perf (%)	+18.83%	-	-
Perf (abs.)	+45.10	-	-
Beta	-	-	-
Volatility	-	-	-

## Futures and Options

Related Futures	-
Related Options	-











5Y

Information about previous performance does not guarantee future performance.  
 Source: FactSet

## Price data

Ø price 5 days   Ø volume 5 days (pcs.)	284.1197 CHF (0)
Ø price 30 days   Ø volume 30 days (pcs.)	270.5881 CHF (0)
Ø price 100 days   Ø volume 100 days (pcs.)	258.5772 CHF (0)
Ø price 250 days   Ø volume 250 days (pcs.)	- CHF (-)
YTD High   date	286.1691 CHF (2024/05/15)
YTD Low   date	231.4255 CHF (2024/01/22)
52 Weeks High   date	- CHF (-)
52 Weeks Low   date	- CHF (-)

## Recent Research

on underlying	on sector	on market	
Date		Headline	Download
2022/12/19		Global Equity Ratings	
2022/11/28		Global Equity Ratings	
2022/11/18		Global Equity Ratings	
2022/10/31		Global Equity Ratings	
2022/10/05		Global Equity Ratings	