

## SIKA AG FUTURE (SIKH) - EUX/202612

2024/05/03 18:33:29

Price  
**271.8802** CHFDifference  2.24% (5.96)

## General attributes

Symbol	SIKHZ26
Exchange	Eurex
Currency	CHF
Security type	Future
Underlying	SIKA AG
Maturity	12-2026
Contract size	100

## Market data

Bid (Bid size)	- CHF (-)
Ask (Ask size)	- CHF (-)
Open	271.8802 CHF
High	271.8802 CHF
Low	271.8802 CHF
Close (prev. day)	265.9227 CHF
Underlying	SIKA AG
Underlying price (date)	269.30 (24/05/03)
Settlement price (date)	271.88 (24/05/03)
Open Interest	0

## Performance and Risk

	6m	1Y	3Y
Perf (%)	-	-	-
Perf (abs.)	-	-	-
Beta	-	-	-
Volatility	-	-	-

## Futures and Options

Related Futures	-
Related Options	-

5Y












Information about previous performance does not guarantee future performance.  
Source: FactSet

## Price data

Ø price 5 days   Ø volume 5 days (pcs.)	264.5855 CHF (0)
Ø price 30 days   Ø volume 30 days (pcs.)	265.7209 CHF (0)
Ø price 100 days   Ø volume 100 days (pcs.)	256.7362 CHF (0)
Ø price 250 days   Ø volume 250 days (pcs.)	- CHF (-)
YTD High   date	274.5309 CHF (2024/01/02)
YTD Low   date	231.4255 CHF (2024/01/22)
52 Weeks High   date	- CHF (-)
52 Weeks Low   date	- CHF (-)

## Recent Research

on underlying	on sector	on market	
Date		Headline	Download
2022/12/19		Global Equity Ratings	
2022/11/28		Global Equity Ratings	
2022/11/18		Global Equity Ratings	
2022/10/31		Global Equity Ratings	
2022/10/05		Global Equity Ratings	