

RWE AG FUTURE (RWEH) - EUX/202612

2024/07/26 18:35:48

Price
34.6759 EUR

Difference  1.03% (0.35)

General attributes

Symbol	RWEHZ26
Exchange	Eurex
Currency	EUR
Security type	Future
Underlying	RWE AG
Maturity	12-2026
Contract size	100

Market data

Bid (Bid size)	- EUR (-)
Ask (Ask size)	- EUR (-)
Open	34.6759 EUR
High	34.6759 EUR
Low	34.6759 EUR
Close (prev. day)	34.3221 EUR
Underlying	RWE AG
Underlying price (date)	33.63 (24/07/26)
Settlement price (date)	34.68 (24/07/26)
Open Interest	0

Performance and Risk

	6m	1Y	3Y
Perf (%)	+0.31%	-	-
Perf (abs.)	+0.11	-	-
Beta	-	-	-
Volatility	23.38	-	-

Futures and Options

Related Futures	-
Related Options	-

5Y












Information about previous performance does not guarantee future performance.
Source: FactSet

Price data

Ø price 5 days Ø volume 5 days (pcs.)	34.2794 EUR (0)
Ø price 30 days Ø volume 30 days (pcs.)	34.2103 EUR (0)
Ø price 100 days Ø volume 100 days (pcs.)	33.6499 EUR (0)
Ø price 250 days Ø volume 250 days (pcs.)	- EUR (-)
YTD High date	41.8287 EUR (2024/01/09)
YTD Low date	30.4854 EUR (2024/04/03)
52 Weeks High date	- EUR (-)
52 Weeks Low date	- EUR (-)

Recent Research

on underlying	on sector	on market	
Date		Headline	Download
2024/07/24		Global Equity Ratings	
2024/07/12		Global Equity Ratings	
2024/06/21		Global Equity Ratings	
2024/06/14		Global Equity Ratings	
2024/05/29		Global Equity Ratings	