

# IPSEN S.A. FUTURE (IPNF) - EUX/202612

2024/09/02 18:40:08

**Price**  
**114.6447** EUR  
 Difference  -0.02% (-0.02)

General attributes	
Symbol	IPNFZ26
Exchange	Eurex
Currency	EUR
Security type	Future
Underlying	IPSEN S.A.
Maturity	12-2026
Contract size	100

Market data	
Bid (Bid size)	- EUR (-)
Ask (Ask size)	- EUR (-)
Open	114.6447 EUR
High	114.6447 EUR
Low	114.6447 EUR
Close (prev. day)	114.6695 EUR
Underlying	IPSEN S.A.
Underlying price (date)	109.00 (24/09/03)
Settlement price (date)	114.64 (24/09/02)
Open Interest	0

Performance and Risk			
	6m	1Y	3Y
Perf (%)	+7.53%	-	-
Perf (abs.)	+8.03	-	-
Beta	-	-	-
Volatility	24.85	-	-






Futures and Options	
Related Futures	-
Related Options	-



Information about previous performance does not guarantee future performance.  
 Source: FactSet

Price data	
Ø price 5 days   Ø volume 5 days (pcs.)	113.6291 EUR (0)
Ø price 30 days   Ø volume 30 days (pcs.)	110.7192 EUR (0)
Ø price 100 days   Ø volume 100 days (pcs.)	119.3263 EUR (0)
Ø price 250 days   Ø volume 250 days (pcs.)	- EUR (-)
YTD High   date	134.8029 EUR (2024/06/12)
YTD Low   date	105.5041 EUR (2024/03/05)
52 Weeks High   date	- EUR (-)
52 Weeks Low   date	- EUR (-)

### Recent Research

on sector		on market	
Date		Headline	Download
2024/08/12		Global Equity Ratings	
2024/07/24		Global Equity Ratings	
2024/07/12		Global Equity Ratings	
2024/06/21		Global Equity Ratings	
2024/06/14		Global Equity Ratings	