

CLARIANT AG FUTURE (CLNG) - EUX/202612

2024/06/28 18:40:41

Price
14.0782 CHF

Difference  -0.18% (-0.03)

General attributes

Symbol	CLNGZ26
Exchange	Eurex
Currency	CHF
Security type	Future
Underlying	CLARIANT AG
Maturity	12-2026
Contract size	100

Market data

Bid (Bid size)	- CHF (-)
Ask (Ask size)	- CHF (-)
Open	14.0782 CHF
High	14.0782 CHF
Low	14.0782 CHF
Close (prev. day)	14.1041 CHF
Underlying	CLARIANT AG
Underlying price (date)	14.14 (24/06/28)
Settlement price (date)	14.08 (24/06/28)
Open Interest	0

Performance and Risk

	6m	1Y	3Y
Perf (%)	+17.09%	-	-
Perf (abs.)	+2.05	-	-
Beta	-	-	-
Volatility	25.11	-	-

Futures and Options

Related Futures	-
Related Options	-

5Y












Information about previous performance does not guarantee future performance.
Source: FactSet

Price data

Ø price 5 days Ø volume 5 days (pcs.)	14.0306 CHF (0)
Ø price 30 days Ø volume 30 days (pcs.)	14.0841 CHF (0)
Ø price 100 days Ø volume 100 days (pcs.)	12.5070 CHF (0)
Ø price 250 days Ø volume 250 days (pcs.)	- CHF (-)
YTD High date	14.7482 CHF (2024/05/27)
YTD Low date	10.3068 CHF (2024/03/06)
52 Weeks High date	- CHF (-)
52 Weeks Low date	- CHF (-)

Recent Research

on sector		on market	
Date		Headline	Download
2024/06/21		Global Equity Ratings	
2024/06/14		Global Equity Ratings	
2024/05/29		Global Equity Ratings	
2024/04/26		Global Equity Ratings	
2024/04/03		Global Equity Ratings	