

VONOVIA SE FUTURE (ANNG) - EUX/202612

2024/07/16 18:49:52

Price
28.8846 EUR

Difference  -0.54% (-0.16)

General attributes

Symbol	ANNGZ26
Exchange	Eurex
Currency	EUR
Security type	Future
Underlying	VONOVIA SE
Maturity	12-2026
Contract size	100

Market data

Bid (Bid size)	- EUR (-)
Ask (Ask size)	- EUR (-)
Open	28.8846 EUR
High	28.8846 EUR
Low	28.8846 EUR
Close (prev. day)	29.0408 EUR
Underlying	VONOVIA SE
Underlying price (date)	28.38 (24/07/17)
Settlement price (date)	28.88 (24/07/16)
Open Interest	0

Performance and Risk

	6m	1Y	3Y
Perf (%)	+4.99%	-	-
Perf (abs.)	+1.37	-	-
Beta	-	-	-
Volatility	35.85	-	-

Futures and Options

Related Futures	-
Related Options	-

5Y








Information about previous performance does not guarantee future performance.
Source: FactSet

Price data

Ø price 5 days Ø volume 5 days (pcs.)	29.1523 EUR (0)
Ø price 30 days Ø volume 30 days (pcs.)	27.4276 EUR (0)
Ø price 100 days Ø volume 100 days (pcs.)	27.0168 EUR (0)
Ø price 250 days Ø volume 250 days (pcs.)	- EUR (-)
YTD High date	30.5114 EUR (2024/05/15)
YTD Low date	23.7070 EUR (2024/03/15)
52 Weeks High date	- EUR (-)
52 Weeks Low date	- EUR (-)

Recent Research

on sector		on market	
Date		Headline	Download
2024/07/12		Global Equity Ratings	
2024/06/21		Global Equity Ratings	
2024/06/14		Global Equity Ratings	
2024/05/29		Global Equity Ratings	
2024/04/26		Global Equity Ratings	