

# VONOVIA SE FUTURE (ANNG) - EUX/202612

2024/06/28 18:40:37

Price  
**26.8123** EUR

Difference  0.32% (0.08)

### General attributes

Symbol	ANNGZ26
Exchange	Eurex
Currency	EUR
Security type	Future
Underlying	VONOVIA SE
Maturity	12-2026
Contract size	100

### Market data

Bid (Bid size)	- EUR (-)
Ask (Ask size)	- EUR (-)
Open	26.8123 EUR
High	26.8123 EUR
Low	26.8123 EUR
Close (prev. day)	26.7277 EUR
Underlying	VONOVIA SE
Underlying price (date)	26.55 (24/06/28)
Settlement price (date)	26.81 (24/06/28)
Open Interest	0

### Performance and Risk

	6m	1Y	3Y
Perf (%)	-7.88%	-	-
Perf (abs.)	-2.29	-	-
Beta	-	-	-
Volatility	35.57	-	-

### Futures and Options

Related Futures	-
Related Options	-

5Y












Information about previous performance does not guarantee future performance.  
Source: FactSet

### Price data

Ø price 5 days   Ø volume 5 days (pcs.)	26.6213 EUR (0)
Ø price 30 days   Ø volume 30 days (pcs.)	27.8389 EUR (0)
Ø price 100 days   Ø volume 100 days (pcs.)	26.8679 EUR (0)
Ø price 250 days   Ø volume 250 days (pcs.)	- EUR (-)
YTD High   date	30.5114 EUR (2024/05/15)
YTD Low   date	23.7070 EUR (2024/03/15)
52 Weeks High   date	- EUR (-)
52 Weeks Low   date	- EUR (-)

### Recent Research

on sector		on market	
Date		Headline	Download
2024/06/21		Global Equity Ratings	
2024/06/14		Global Equity Ratings	
2024/05/29		Global Equity Ratings	
2024/04/26		Global Equity Ratings	
2024/04/03		Global Equity Ratings	