

VONOVIA SE FUTURE (ANNG) - EUX/202612

2024/06/25 19:05:12

Price
26.5693 EUR

Difference  -0.46% (-0.12)

General attributes

Symbol	ANNGZ26
Exchange	Eurex
Currency	EUR
Security type	Future
Underlying	VONOVIA SE
Maturity	12-2026
Contract size	100

Market data

Bid (Bid size)	- EUR (-)
Ask (Ask size)	- EUR (-)
Open	26.5693 EUR
High	26.5693 EUR
Low	26.5693 EUR
Close (prev. day)	26.6911 EUR
Underlying	VONOVIA SE
Underlying price (date)	26.32 (24/06/25)
Settlement price (date)	26.57 (24/06/25)
Open Interest	0

Performance and Risk

	6m	1Y	3Y
Perf (%)	-7.24%	-	-
Perf (abs.)	-2.07	-	-
Beta	-	-	-
Volatility	35.63	-	-

Futures and Options

Related Futures	-
Related Options	-

5Y












Information about previous performance does not guarantee future performance.
Source: FactSet

Price data

Ø price 5 days Ø volume 5 days (pcs.)	26.6103 EUR (0)
Ø price 30 days Ø volume 30 days (pcs.)	28.2147 EUR (0)
Ø price 100 days Ø volume 100 days (pcs.)	26.9069 EUR (0)
Ø price 250 days Ø volume 250 days (pcs.)	- EUR (-)
YTD High date	30.5114 EUR (2024/05/15)
YTD Low date	23.7070 EUR (2024/03/15)
52 Weeks High date	- EUR (-)
52 Weeks Low date	- EUR (-)

Recent Research

on sector		on market	
Date		Headline	Download
2024/06/21		Global Equity Ratings	
2024/06/14		Global Equity Ratings	
2024/05/29		Global Equity Ratings	
2024/04/26		Global Equity Ratings	
2024/04/03		Global Equity Ratings	