

## LONZA GROUP AG FUTURE (LONG) - EUX/202612

2024/08/15 18:48:17

Price  
**554.4996** CHFDifference  0.30% (1.65)

## General attributes

Symbol	LONGZ26
Exchange	Eurex
Currency	CHF
Security type	Future
Underlying	LONZA GROUP AG
Maturity	12-2026
Contract size	100

## Market data

Bid (Bid size)	- CHF (-)
Ask (Ask size)	- CHF (-)
Open	554.4996 CHF
High	554.4996 CHF
Low	554.4996 CHF
Close (prev. day)	552.8451 CHF
Underlying	LONZA GROUP AG
Underlying price (date)	549.80 (24/08/16)
Settlement price (date)	554.50 (24/08/15)
Open Interest	0

## Performance and Risk

	6m	1Y	3Y
Perf (%)	+19.64%	-	-
Perf (abs.)	+91.01	-	-
Beta	-	-	-
Volatility	27.71	-	-

## Futures and Options

Related Futures	-
Related Options	-











Information about previous performance does not guarantee future performance.  
Source: FactSet

## Price data

Ø price 5 days   Ø volume 5 days (pcs.)	553.1663 CHF (0)
Ø price 30 days   Ø volume 30 days (pcs.)	543.4706 CHF (0)
Ø price 100 days   Ø volume 100 days (pcs.)	525.5333 CHF (0)
Ø price 250 days   Ø volume 250 days (pcs.)	- CHF (-)
YTD High   date	592.4972 CHF (2024/07/31)
YTD Low   date	348.2042 CHF (2024/01/05)
52 Weeks High   date	- CHF (-)
52 Weeks Low   date	- CHF (-)

## Recent Research

on sector		on market	
Date		Headline	Download
2024/08/12		Global Equity Ratings	
2024/07/24		Global Equity Ratings	
2024/07/12		Global Equity Ratings	
2024/06/21		Global Equity Ratings	
2024/06/14		Global Equity Ratings	