

DEUTSCHE BANK AG FUTURE (DBKI) - EUX/202612

2024/07/26 18:35:07

Price
14.319 EUR

Difference  -0.04% (-0.01)

General attributes

Symbol	DBKIZ26
Exchange	Eurex
Currency	EUR
Security type	Future
Underlying	DEUTSCHE BANK AG
Maturity	12-2026
Contract size	100

Market data

Bid (Bid size)	- EUR (-)
Ask (Ask size)	- EUR (-)
Open	14.319 EUR
High	14.319 EUR
Low	14.319 EUR
Close (prev. day)	14.3245 EUR
Underlying	DEUTSCHE BANK AG
Underlying price (date)	14.418 (24/07/26)
Settlement price (date)	14.32 (24/07/26)
Open Interest	0

Performance and Risk

	6m	1Y	3Y
Perf (%)	+23.88%	-	-
Perf (abs.)	+2.76	-	-
Beta	-	-	-
Volatility	35.41	-	-

Futures and Options

Related Futures	-
Related Options	-

5Y












Information about previous performance does not guarantee future performance.
Source: FactSet

Price data

Ø price 5 days Ø volume 5 days (pcs.)	14.814 EUR (0)
Ø price 30 days Ø volume 30 days (pcs.)	15.104 EUR (0)
Ø price 100 days Ø volume 100 days (pcs.)	14.801 EUR (0)
Ø price 250 days Ø volume 250 days (pcs.)	- EUR (-)
YTD High date	16.510 EUR (2024/04/25)
YTD Low date	10.996 EUR (2024/02/07)
52 Weeks High date	- EUR (-)
52 Weeks Low date	- EUR (-)

Recent Research

on underlying	on sector	on market		
Date			Headline	Download
2024/07/24			Global Equity Ratings	
2024/07/12			Global Equity Ratings	
2024/06/21			Global Equity Ratings	
2024/06/14			Global Equity Ratings	
2024/05/29			Global Equity Ratings	