

TÉLÉVISION FSE 1 S.A. (TF1) FUTURE (FSEI) - EUX/202612

2024/09/03 18:38:15

Price
7.4983 EUR
 Difference  -1.41% (-0.11)

General attributes

Symbol	FSEIZ26
Exchange	Eurex
Currency	EUR
Security type	Future
Underlying	TÉLÉVISION FSE 1 S.A.
Maturity	12-2026
Contract size	100

Market data

Bid (Bid size)	- EUR (-)
Ask (Ask size)	- EUR (-)
Open	7.4983 EUR
High	7.4983 EUR
Low	7.4983 EUR
Close (prev. day)	7.6056 EUR
Underlying	TÉLÉVISION FSE 1 S.A.
Underlying price (date)	7.88 (24/09/03)
Settlement price (date)	7.50 (24/09/03)
Open Interest	0

Performance and Risk

	6m	1Y	3Y
Perf (%)	-4.92%	-	-
Perf (abs.)	-0.39	-	-
Beta	-	-	-
Volatility	29.09	-	-

Futures and Options

Related Futures	-
Related Options	-

5Y










Information about previous performance does not guarantee future performance.
 Source: FactSet

Price data

Ø price 5 days Ø volume 5 days (pcs.)	7.6459 EUR (0)
Ø price 30 days Ø volume 30 days (pcs.)	7.6144 EUR (0)
Ø price 100 days Ø volume 100 days (pcs.)	8.0596 EUR (0)
Ø price 250 days Ø volume 250 days (pcs.)	- EUR (-)
YTD High date	9.0592 EUR (2024/05/31)
YTD Low date	6.6407 EUR (2024/01/03)
52 Weeks High date	- EUR (-)
52 Weeks Low date	- EUR (-)

Recent Research

on sector		on market	
Date		Headline	Download
2024/08/12		Global Equity Ratings	
2024/07/24		Global Equity Ratings	
2024/07/12		Global Equity Ratings	
2024/06/21		Global Equity Ratings	
2024/06/14		Global Equity Ratings	