

NORFOLK SOUTHERN CORP. FUTURE (NSCF) - EUX/202612

2024/08/16 19:01:45

Price
251.6427 USD

Difference  -0.68% (-1.73)

General attributes

Symbol	NSCFZ26
Exchange	Eurex
Currency	USD
Security type	Future
Underlying	NORFOLK SOUTHERN CORP
Maturity	12-2026
Contract size	100

Market data

Bid (Bid size)	- USD (-)
Ask (Ask size)	- USD (-)
Open	251.6427 USD
High	251.6427 USD
Low	251.6427 USD
Close (prev. day)	253.3766 USD
Underlying	NORFOLK SOUTHERN CORP
Underlying price (date)	240.44 (24/08/16)
Settlement price (date)	251.64 (24/08/16)
Open Interest	0

Performance and Risk

	6m	1Y	3Y
Perf (%)	-7.93%	-	-
Perf (abs.)	-21.68	-	-
Beta	-	-	-
Volatility	28.79	-	-

Futures and Options

Related Futures	-
Related Options	-

5Y









Information about previous performance does not guarantee future performance.
Source: FactSet

Price data

Ø price 5 days Ø volume 5 days (pcs.)	250.1627 USD (0)
Ø price 30 days Ø volume 30 days (pcs.)	245.4935 USD (0)
Ø price 100 days Ø volume 100 days (pcs.)	246.2666 USD (0)
Ø price 250 days Ø volume 250 days (pcs.)	- USD (-)
YTD High date	281.0187 USD (2024/03/13)
YTD Low date	221.6426 USD (2024/06/25)
52 Weeks High date	- USD (-)
52 Weeks Low date	- USD (-)

Recent Research

on sector		on market	
Date		Headline	Download
2024/08/12		Global Equity Ratings	
2024/07/24		Global Equity Ratings	
2024/07/12		Global Equity Ratings	
2024/06/21		Global Equity Ratings	
2024/06/14		Global Equity Ratings	