

AMS AG FUTURE (AMSF) - EUX/202612

2024/06/03 18:34:02

Price
1.5212 CHFDifference  2.12% (0.03)

General attributes

Symbol	AMSFZ26
Exchange	Eurex
Currency	CHF
Security type	Future
Underlying	AMS-OSRAM AG
Maturity	12-2026
Contract size	100

Market data

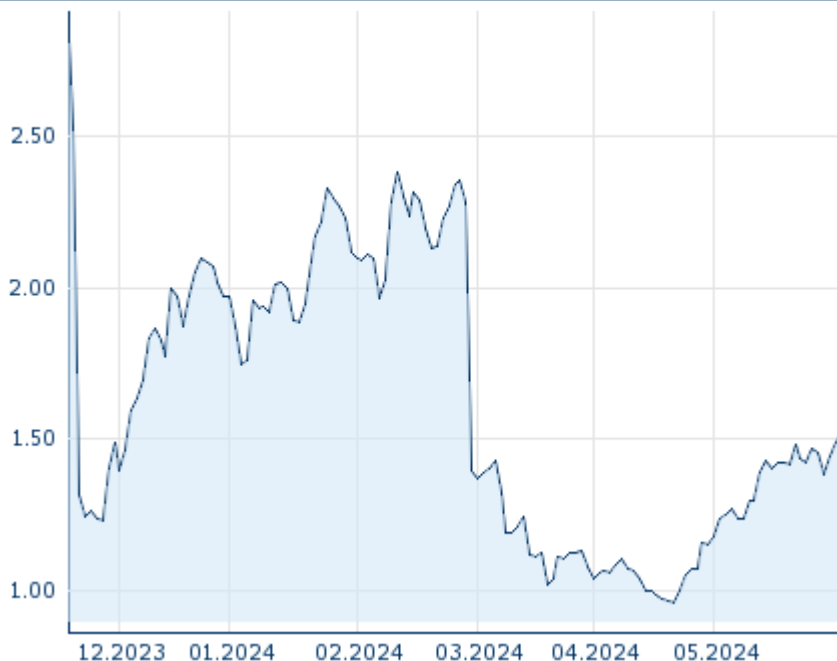
Bid (Bid size)	- CHF (-)
Ask (Ask size)	- CHF (-)
Open	1.5212 CHF
High	1.5212 CHF
Low	1.5212 CHF
Close (prev. day)	1.4896 CHF
Underlying	AMS-OSRAM AG
Underlying price (date)	1.4235 (24/06/04)
Settlement price (date)	1.52 (24/06/03)
Open Interest	0

Performance and Risk

	6m	1Y	3Y
Perf (%)	+8.92%	-	-
Perf (abs.)	+0.12	-	-
Beta	-	-	-
Volatility	95.84	-	-

Futures and Options

Related Futures	-
Related Options	-







5Y

Information about previous performance does not guarantee future performance.
Source: FactSet

Price data

Ø price 5 days Ø volume 5 days (pcs.)	1.4580 CHF (0)
Ø price 30 days Ø volume 30 days (pcs.)	1.3007 CHF (0)
Ø price 100 days Ø volume 100 days (pcs.)	1.5419 CHF (0)
Ø price 250 days Ø volume 250 days (pcs.)	- CHF (-)
YTD High date	2.3813 CHF (2024/02/12)
YTD Low date	0.9587 CHF (2024/04/22)
52 Weeks High date	- CHF (-)
52 Weeks Low date	- CHF (-)

Recent Research

on sector		on market	
Date		Headline	Download
2024/06/04		Akciové trhy - denní zpráva	
2024/06/03		Akciové trhy - denní zpráva	
2024/05/31		Akciové trhy - denní zpráva	
2024/05/30		Akciové trhy - denní zpráva	
2024/05/29		Global Equity Ratings	