

## KERING S.A. FUTURE (PPXH) - EUX/202612

2024/07/26 18:35:43

Price  
**289.3396** EURDifference  2.24% (6.35)

## General attributes

Symbol	PPXHZ26
Exchange	Eurex
Currency	EUR
Security type	Future
Underlying	KERING S.A.
Maturity	12-2026
Contract size	100

## Market data

Bid (Bid size)	- EUR (-)
Ask (Ask size)	- EUR (-)
Open	289.3396 EUR
High	289.3396 EUR
Low	289.3396 EUR
Close (prev. day)	282.9928 EUR
Underlying	KERING S.A.
Underlying price (date)	284.20 (24/07/26)
Settlement price (date)	289.34 (24/07/26)
Open Interest	0

## Performance and Risk

	6m	1Y	3Y
Perf (%)	-24.54%	-	-
Perf (abs.)	-94.10	-	-
Beta	-	-	-
Volatility	36.75	-	-

## Futures and Options

Related Futures	-
Related Options	-

5Y









Information about previous performance does not guarantee future performance.  
Source: FactSet

## Price data

Ø price 5 days   Ø volume 5 days (pcs.)	305.0050 EUR (0)
Ø price 30 days   Ø volume 30 days (pcs.)	327.6265 EUR (0)
Ø price 100 days   Ø volume 100 days (pcs.)	345.1962 EUR (0)
Ø price 250 days   Ø volume 250 days (pcs.)	- EUR (-)
YTD High   date	438.7986 EUR (2024/02/22)
YTD Low   date	282.9928 EUR (2024/07/25)
52 Weeks High   date	- EUR (-)
52 Weeks Low   date	- EUR (-)

## Recent Research

on underlying	on sector	on market	
Date		Headline	Download
2024/02/14		Global Equity Ratings	
2024/01/23		Global Equity Ratings	
2023/12/21		Global Equity Ratings	
2023/12/07		Global Equity Ratings	
2023/11/24		Global Equity Ratings	