

KERING S.A. FUTURE (PPXH) - EUX/202612

2024/06/17 18:36:18

Price
310.8607 EURDifference  0.73% (2.26)

General attributes

Symbol	PPXHZ26
Exchange	Eurex
Currency	EUR
Security type	Future
Underlying	KERING S.A.
Maturity	12-2026
Contract size	100

Market data

Bid (Bid size)	- EUR (-)
Ask (Ask size)	- EUR (-)
Open	310.8607 EUR
High	310.8607 EUR
Low	310.8607 EUR
Close (prev. day)	308.6012 EUR
Underlying	KERING S.A.
Underlying price (date)	310.70 (24/06/18)
Settlement price (date)	310.86 (24/06/17)
Open Interest	0

Performance and Risk

	6m	1Y	3Y
Perf (%)	-25.19%	-	-
Perf (abs.)	-104.66	-	-
Beta	-	-	-
Volatility	34.29	-	-

Futures and Options

Related Futures	-
Related Options	-

5Y












Information about previous performance does not guarantee future performance.
Source: FactSet

Price data

Ø price 5 days Ø volume 5 days (pcs.)	318.2961 EUR (0)
Ø price 30 days Ø volume 30 days (pcs.)	332.5874 EUR (0)
Ø price 100 days Ø volume 100 days (pcs.)	368.7583 EUR (0)
Ø price 250 days Ø volume 250 days (pcs.)	- EUR (-)
YTD High date	438.7986 EUR (2024/02/22)
YTD Low date	308.6012 EUR (2024/06/14)
52 Weeks High date	- EUR (-)
52 Weeks Low date	- EUR (-)

Recent Research

on underlying	on sector	on market	
Date		Headline	Download
2024/02/14		Global Equity Ratings	
2024/01/23		Global Equity Ratings	
2023/12/21		Global Equity Ratings	
2023/12/07		Global Equity Ratings	
2023/11/24		Global Equity Ratings	