

KERING S.A. FUTURE (PPXH) - EUX/202612

2024/05/24 18:42:18

Price
338.7332 EURDifference  -0.06% (-0.21)

General attributes

Symbol	PPXHZ26
Exchange	Eurex
Currency	EUR
Security type	Future
Underlying	KERING S.A.
Maturity	12-2026
Contract size	100

Market data

Bid (Bid size)	- EUR (-)
Ask (Ask size)	- EUR (-)
Open	338.7332 EUR
High	338.7332 EUR
Low	338.7332 EUR
Close (prev. day)	338.9388 EUR
Underlying	KERING S.A.
Underlying price (date)	332.45 (24/05/24)
Settlement price (date)	338.73 (24/05/24)
Open Interest	0

Performance and Risk

	6m	1Y	3Y
Perf (%)	-17.97%	-	-
Perf (abs.)	-74.23	-	-
Beta	-	-	-
Volatility	35.22	-	-

Futures and Options

Related Futures	-
Related Options	-












Information about previous performance does not guarantee future performance.
Source: FactSet

Price data

Ø price 5 days Ø volume 5 days (pcs.)	338.6807 EUR (0)
Ø price 30 days Ø volume 30 days (pcs.)	337.3624 EUR (0)
Ø price 100 days Ø volume 100 days (pcs.)	374.6098 EUR (0)
Ø price 250 days Ø volume 250 days (pcs.)	- EUR (-)
YTD High date	438.7986 EUR (2024/02/22)
YTD Low date	322.9029 EUR (2024/04/24)
52 Weeks High date	- EUR (-)
52 Weeks Low date	- EUR (-)

Recent Research

on underlying	on sector	on market	
Date		Headline	Download
2024/02/14		Global Equity Ratings	
2024/01/23		Global Equity Ratings	
2023/12/21		Global Equity Ratings	
2023/12/07		Global Equity Ratings	
2023/11/24		Global Equity Ratings	

5Y