

# UNITED AIRLINES HOLDINGS INC. FUTURE (UALF) - EUX/202612

2024/07/16 18:51:10

Price  
**51.4677** USD

Difference  3.54% (1.76)

### General attributes

Symbol	UALFZ26
Exchange	Eurex
Currency	USD
Security type	Future
Underlying	UNITED AIRLINES HOLDINGS INC.
Maturity	12-2026
Contract size	100

### Market data

Bid (Bid size)	- USD (-)
Ask (Ask size)	- USD (-)
Open	51.4677 USD
High	51.4677 USD
Low	51.4677 USD
Close (prev. day)	49.7072 USD
Underlying	UNITED AIRLINES HOLDINGS INC.
Underlying price (date)	47.07 (24/07/16)
Settlement price (date)	51.47 (24/07/16)
Open Interest	0

### Performance and Risk

	6m	1Y	3Y
Perf (%)	+18.96%	-	-
Perf (abs.)	+8.20	-	-
Beta	-	-	-
Volatility	38.28	-	-

### Futures and Options

Related Futures	-
Related Options	-












Information about previous performance does not guarantee future performance.  
Source: FactSet

### Price data

Ø price 5 days   Ø volume 5 days (pcs.)	50.8629 USD (0)
Ø price 30 days   Ø volume 30 days (pcs.)	55.0140 USD (0)
Ø price 100 days   Ø volume 100 days (pcs.)	54.8695 USD (0)
Ø price 250 days   Ø volume 250 days (pcs.)	- USD (-)
YTD High   date	62.5395 USD (2024/05/17)
YTD Low   date	43.1774 USD (2024/01/17)
52 Weeks High   date	- USD (-)
52 Weeks Low   date	- USD (-)

### Recent Research

on sector	on market	Date	Headline	Download
		2024/07/12	 Global Equity Ratings	
		2024/06/21	 Global Equity Ratings	
		2024/06/14	 Global Equity Ratings	
		2024/05/29	 Global Equity Ratings	
		2024/04/26	 Global Equity Ratings	