

FORBO HOLDING AG FUTURE (FORF) - EUX/202612

2024/08/22 18:35:24

Price
845.6258 CHFDifference  -0.19% (-1.59)

General attributes

Symbol	FORFZ26
Exchange	Eurex
Currency	CHF
Security type	Future
Underlying	FORBO HOLDING AG
Maturity	12-2026
Contract size	10

Market data

Bid (Bid size)	- CHF (-)
Ask (Ask size)	- CHF (-)
Open	845.6258 CHF
High	845.6258 CHF
Low	845.6258 CHF
Close (prev. day)	847.2161 CHF
Underlying	FORBO HOLDING AG
Underlying price (date)	867.00 (24/08/22)
Settlement price (date)	845.63 (24/08/22)
Open Interest	0

Performance and Risk

	6m	1Y	3Y
Perf (%)	-15.64%	-	-
Perf (abs.)	-157.04	-	-
Beta	-	-	-
Volatility	21.96	-	-

Futures and Options

Related Futures	-
Related Options	-

5Y












Information about previous performance does not guarantee future performance.
Source: FactSet

Price data

Ø price 5 days Ø volume 5 days (pcs.)	863.7493 CHF (0)
Ø price 30 days Ø volume 30 days (pcs.)	945.6630 CHF (0)
Ø price 100 days Ø volume 100 days (pcs.)	1,033.4026 CHF (0)
Ø price 250 days Ø volume 250 days (pcs.)	- CHF (-)
YTD High date	1,130.6425 CHF (2024/03/28)
YTD Low date	847.2161 CHF (2024/08/21)
52 Weeks High date	- CHF (-)
52 Weeks Low date	- CHF (-)

Recent Research

on sector		on market	
Date		Headline	Download
2024/08/12		Global Equity Ratings	
2024/07/24		Global Equity Ratings	
2024/07/12		Global Equity Ratings	
2024/06/21		Global Equity Ratings	
2024/06/14		Global Equity Ratings	