

GRIFOLS S.A. FUTURE (OZTH) - EUX/202612

2024/09/13 18:35:31

Price
10.9231 EURDifference  2.19% (0.23)

General attributes

| | |
|---------------|------------|
| Symbol | OZTHZ26 |
| Exchange | Eurex |
| Currency | EUR |
| Security type | Future |
| Underlying | GRIFOLS SA |
| Maturity | 12-2026 |
| Contract size | 100 |

Market data

| | |
|-------------------------|------------------|
| Bid (Bid size) | - EUR (-) |
| Ask (Ask size) | - EUR (-) |
| Open | 10.9231 EUR |
| High | 10.9231 EUR |
| Low | 10.9231 EUR |
| Close (prev. day) | 10.6892 EUR |
| Underlying | GRIFOLS SA |
| Underlying price (date) | 10.24 (24/09/13) |
| Settlement price (date) | 10.92 (24/09/13) |
| Open Interest | 0 |

Performance and Risk

| | 6m | 1Y | 3Y |
|-------------|---------|----|----|
| Perf (%) | +26.87% | - | - |
| Perf (abs.) | +2.31 | - | - |
| Beta | - | - | - |
| Volatility | 48.73 | - | - |

Futures and Options

| | |
|-----------------|---|
| Related Futures | - |
| Related Options | - |










Information about previous performance does not guarantee future performance.
Source: FactSet

Price data

| | |
|---|--------------------------|
| Ø price 5 days Ø volume 5 days (pcs.) | 10.3685 EUR (0) |
| Ø price 30 days Ø volume 30 days (pcs.) | 9.9017 EUR (0) |
| Ø price 100 days Ø volume 100 days (pcs.) | 9.9530 EUR (0) |
| Ø price 250 days Ø volume 250 days (pcs.) | - EUR (-) |
| YTD High date | 15.3822 EUR (2024/01/04) |
| YTD Low date | 7.4855 EUR (2024/03/06) |
| 52 Weeks High date | - EUR (-) |
| 52 Weeks Low date | - EUR (-) |

Recent Research

| on sector | | on market | |
|------------|---|-----------------------|---|
| Date | | Headline | Download |
| 2024/09/11 |  | Global Equity Ratings |  |
| 2024/09/05 |  | Global Equity Ratings |  |
| 2024/08/12 |  | Global Equity Ratings |  |
| 2024/07/24 |  | Global Equity Ratings |  |
| 2024/07/12 |  | Global Equity Ratings |  |

5Y