

# AMERICAN AIRLINES GROUP INC. FUTURE (ALFF) - EUX/202612

2024/07/26 18:34:50

**Price**  
**10.699** USD

**Difference**  **-2.87% (-0.32)**

### General attributes

Symbol	ALFFZ26
Exchange	Eurex
Currency	USD
Security type	Future
Underlying	AMERICAN AIRLINES GROUP INC.
Maturity	12-2026
Contract size	100

### Market data

Bid (Bid size)	- USD (-)
Ask (Ask size)	- USD (-)
Open	10.699 USD
High	10.699 USD
Low	10.699 USD
Close (prev. day)	11.015 USD
Underlying	AMERICAN AIRLINES GROUP INC.
Underlying price (date)	10.62 (24/07/26)
Settlement price (date)	10.70 (24/07/26)
Open Interest	0

### Performance and Risk

	6m	1Y	3Y
Perf (%)	-34.13%	-	-
Perf (abs.)	-5.54	-	-
Beta	-	-	-
Volatility	41.61	-	-

### Futures and Options

Related Futures	-
Related Options	-












5Y

Information about previous performance does not guarantee future performance.  
Source: FactSet

### Price data

Ø price 5 days   Ø volume 5 days (pcs.)	10.881 USD (0)
Ø price 30 days   Ø volume 30 days (pcs.)	11.446 USD (0)
Ø price 100 days   Ø volume 100 days (pcs.)	13.719 USD (0)
Ø price 250 days   Ø volume 250 days (pcs.)	- USD (-)
YTD High   date	16.859 USD (2024/02/27)
YTD Low   date	10.664 USD (2024/07/24)
52 Weeks High   date	- USD (-)
52 Weeks Low   date	- USD (-)

### Recent Research

on sector		on market	
Date		Headline	Download
2024/07/24		Global Equity Ratings	
2024/07/12		Global Equity Ratings	
2024/06/21		Global Equity Ratings	
2024/06/14		Global Equity Ratings	
2024/05/29		Global Equity Ratings	