

AMERICAN AIRLINES GROUP INC. FUTURE (ALFF) - EUX/202612

2024/05/14 18:47:28

Price
16.482 USD

Difference  1.94% (0.31)

General attributes

Symbol	ALFFZ26
Exchange	Eurex
Currency	USD
Security type	Future
Underlying	AMERICAN AIRLINES GROUP INC.
Maturity	12-2026
Contract size	100

Market data

Bid (Bid size)	- USD (-)
Ask (Ask size)	- USD (-)
Open	16.482 USD
High	16.482 USD
Low	16.482 USD
Close (prev. day)	16.1691 USD
Underlying	AMERICAN AIRLINES GROUP INC.
Underlying price (date)	15.19 (24/05/14)
Settlement price (date)	16.48 (24/05/14)
Open Interest	0

Performance and Risk

	6m	1Y	3Y
Perf (%)	-	-	-
Perf (abs.)	-	-	-
Beta	-	-	-
Volatility	-	-	-

Futures and Options

Related Futures	-
Related Options	-












Information about previous performance does not guarantee future performance.
Source: FactSet

Price data

Ø price 5 days Ø volume 5 days (pcs.)	15.870 USD (0)
Ø price 30 days Ø volume 30 days (pcs.)	15.091 USD (0)
Ø price 100 days Ø volume 100 days (pcs.)	15.336 USD (0)
Ø price 250 days Ø volume 250 days (pcs.)	- USD (-)
YTD High date	16.859 USD (2024/02/27)
YTD Low date	13.600 USD (2024/01/16)
52 Weeks High date	- USD (-)
52 Weeks Low date	- USD (-)

Recent Research

on sector		on market	
Date		Headline	Download
2024/04/26		Global Equity Ratings	
2024/04/03		Global Equity Ratings	
2024/03/13		Global Equity Ratings	
2024/02/22		Global Equity Ratings	
2024/02/14		Global Equity Ratings	