

AMERICAN AIRLINES GROUP INC. FUTURE (ALFF) - EUX/202612

2024/05/21 18:43:10

Price
15.3489 USD

Difference  **-2.18% (-0.34)**

General attributes

Symbol	ALFFZ26
Exchange	Eurex
Currency	USD
Security type	Future
Underlying	AMERICAN AIRLINES GROUP INC.
Maturity	12-2026
Contract size	100

Market data

Bid (Bid size)	- USD (-)
Ask (Ask size)	- USD (-)
Open	15.3489 USD
High	15.3489 USD
Low	15.3489 USD
Close (prev. day)	15.6909 USD
Underlying	AMERICAN AIRLINES GROUP INC.
Underlying price (date)	14.03 (24/05/21)
Settlement price (date)	15.35 (24/05/21)
Open Interest	0

Performance and Risk

	6m	1Y	3Y
Perf (%)	+16.01%	-	-
Perf (abs.)	+2.12	-	-
Beta	-	-	-
Volatility	40.27	-	-

Futures and Options

Related Futures	-
Related Options	-












Information about previous performance does not guarantee future performance.
Source: FactSet

Price data

Ø price 5 days Ø volume 5 days (pcs.)	15.8608 USD (0)
Ø price 30 days Ø volume 30 days (pcs.)	15.2010 USD (0)
Ø price 100 days Ø volume 100 days (pcs.)	15.3619 USD (0)
Ø price 250 days Ø volume 250 days (pcs.)	- USD (-)
YTD High date	16.8593 USD (2024/02/27)
YTD Low date	13.5999 USD (2024/01/16)
52 Weeks High date	- USD (-)
52 Weeks Low date	- USD (-)

Recent Research

on sector		on market	
Date		Headline	Download
2024/04/26		Global Equity Ratings	
2024/04/03		Global Equity Ratings	
2024/03/13		Global Equity Ratings	
2024/02/22		Global Equity Ratings	
2024/02/14		Global Equity Ratings	