

K+S AKTIENGESELLSCHAFT FUTURE (SDXP) - EUX/202612

2024/07/26 18:35:50

Price
11.8853 EURDifference  -0.64% (-0.08)

General attributes

Symbol	SDXPZ26
Exchange	Eurex
Currency	EUR
Security type	Future
Underlying	K+S AG
Maturity	12-2026
Contract size	100

Market data

Bid (Bid size)	- EUR (-)
Ask (Ask size)	- EUR (-)
Open	11.8853 EUR
High	11.8853 EUR
Low	11.8853 EUR
Close (prev. day)	11.9619 EUR
Underlying	K+S AG
Underlying price (date)	11.765 (24/07/26)
Settlement price (date)	11.89 (24/07/26)
Open Interest	0

Performance and Risk

	6m	1Y	3Y
Perf (%)	-9.39%	-	-
Perf (abs.)	-1.23	-	-
Beta	-	-	-
Volatility	25.78	-	-

Futures and Options

Related Futures	-
Related Options	-

5Y












Information about previous performance does not guarantee future performance.
Source: FactSet

Price data

Ø price 5 days Ø volume 5 days (pcs.)	11.9186 EUR (0)
Ø price 30 days Ø volume 30 days (pcs.)	12.3212 EUR (0)
Ø price 100 days Ø volume 100 days (pcs.)	13.1887 EUR (0)
Ø price 250 days Ø volume 250 days (pcs.)	- EUR (-)
YTD High date	14.5898 EUR (2024/04/04)
YTD Low date	11.6615 EUR (2024/07/16)
52 Weeks High date	- EUR (-)
52 Weeks Low date	- EUR (-)

Recent Research

on sector		on market	
Date		Headline	Download
2024/07/24		Global Equity Ratings	
2024/07/12		Global Equity Ratings	
2024/06/21		Global Equity Ratings	
2024/06/14		Global Equity Ratings	
2024/05/29		Global Equity Ratings	