

# WARTSILA CORP. FUTURE (MTAI) - EUX/202612

2024/09/13 18:35:26

Price  
**19.4132** EUR

Difference  0.63% (0.12)

### General attributes

Symbol	MTAIZ26
Exchange	Eurex
Currency	EUR
Security type	Future
Underlying	WARTSILA OYJ ABP
Maturity	12-2026
Contract size	100

### Market data

Bid (Bid size)	- EUR (-)
Ask (Ask size)	- EUR (-)
Open	19.4132 EUR
High	19.4132 EUR
Low	19.4132 EUR
Close (prev. day)	19.292 EUR
Underlying	WARTSILA OYJ ABP
Underlying price (date)	18.815 (24/09/13)
Settlement price (date)	19.41 (24/09/13)
Open Interest	0

### Performance and Risk

	6m	1Y	3Y
Perf (%)	+32.15%	-	-
Perf (abs.)	+4.72	-	-
Beta	-	-	-
Volatility	29.89	-	-

### Futures and Options

Related Futures	-
Related Options	-

5Y












Information about previous performance does not guarantee future performance.  
Source: FactSet

### Price data

Ø price 5 days   Ø volume 5 days (pcs.)	19.1707 EUR (0)
Ø price 30 days   Ø volume 30 days (pcs.)	19.1571 EUR (0)
Ø price 100 days   Ø volume 100 days (pcs.)	19.3078 EUR (0)
Ø price 250 days   Ø volume 250 days (pcs.)	- EUR (-)
YTD High   date	20.6153 EUR (2024/06/12)
YTD Low   date	12.7227 EUR (2024/01/03)
52 Weeks High   date	- EUR (-)
52 Weeks Low   date	- EUR (-)

### Recent Research

on sector		on market	
Date		Headline	Download
2024/09/11		Global Equity Ratings	
2024/09/05		Global Equity Ratings	
2024/08/12		Global Equity Ratings	
2024/07/24		Global Equity Ratings	
2024/07/12		Global Equity Ratings	